天波继电器
TIANBO RELAY

天波继电器
TIANBO RELAY

宁波天波港联电子有限公司
NINGBO TIANBO GANGLIAN ELECTRONICS CO.,LTD

地址: 中国浙江省宁波市横溪工业区
Add: HengXi Industrial Zone, Ningbo, Zhejiang, China
Tel: +86-574-88069366 88069266 88063866
P.C.: 315131
Fax: +86-574-88471111
Email: tianbo@tianbo-relay.com michael@tianbo-relay.com
http://www.tianbo-relay.com

为使产品更好地适应客户而改进创新，我公司保留修改样本资料而不事先通知的权利
In order to improve and innovate for customer application, our company reserves the rights to update information without prior notice.

ISO9001、ISO/TS16949、ISO14001

TIBO 天波继电器 TIANBO RELAY

DIVERSE ELECTRONICS

Shop online at diverseelectronics.com

1-800-381-7308 • sales@diverseelectronics.com

Montreal **514-388-7308** Toronto **647-969-0709**

Ottawa **343-550-2722** Vancouver **604-787-8266**



CONTENTS 目 录

目录
Contents ---------- 03 - 03

通信继电器
Telecom Relay ---------- 04 - 05

功率继电器
Power Relay ---------- 05 - 14

汽车继电器
Automotive Relay ---------- 15 - 18

磁保持继电器
Magnetic Latching Relay ---------- 18 - 19

Classification	Telecom Relay		
Type 型 号	TR5V	HJR4102	HJR4102E
Appearance 图 片			
Outline 外形尺寸 LxWxH(mm) 长x宽x高	12.4 x 7.4 x 10.0	15.8 x 10.8 x 11.8	15.8 x 10.8 x 11.8
Features 特 性	1.Designed for thermostat modem, computer peripherals,video recording and security applications 2.Surge Strength 1500V FCC68 3.Low coil power requirement for IC compatibility 4.Terminals arranged on gird pattern 5.Designed for compact,high density mounting	1.Small size and low cost 2.DIP standard terminals 3.Surge Strength 1500V FCC68 4.Sealed type available	1.Small size and low cost 2.DIP standard terminals 3.Surge strength 1500V FCC68 4.Sealed type available
Contact Rating 触点参数			
Contact Form 触点形式	1Z	1Z	1Z
Contact Material 触点材料	Silver Alloy	Silver Alloy	Silver Alloy
Max.Operating Current 最大转换电流	2A	5A	5A
Minimum Load 最小负载	1mA 5V DC	1mA 5VDC	1mA 5VDC
Max.Operating Voltage 最大转换电压	120VAC/60VDC	240VAC/60VDC	240VAC/60VDC
Max.Operating Power 最大转换功率	240VA/48W	360VA/90W	360VA/90W
Rated Load (Resistive Load) 触点负载	1A/2A 120VAC 1A/2A 24VDC	3A 120VAC 3A 24VDC 1A250VAC	3A 120VAC 3A 24VDC 1A250VAC
Contact Resistance(mΩ) (at 6VDC 1A) 接触电阻	100	100	100
Coil Ratings 线圈参数			
Rated Voltage 线圈电压范围	3-24VDC	3-48VDC	3-48VDC
Nominal Operating Power 线圈功耗	150/200/360mW	200/360/450mW	200/360/450mW
General Data 一般参数			
Insulation Resistance(MΩ) (at 500VDC) 绝缘电阻	1000	100	100
Dielectric Strength Between Contacts Between Coil and Contacts 介质耐压	400VAC 1000VAC	500VAC 1000VAC	500VAC 1000VAC
Ambient Temperature 环境温度	-30 to +85°C	-30 to +85°C	-30 to +85°C
Operate/Release Time 吸合、释放时间	4ms/3ms	5ms/5ms	5ms/5ms
Mechanical Life(Min) 机械寿命	10,000,000	10,000,000	10,000,000
Electrical Life(Min) 电气寿命	100,000	100,000	100,000
Layout (Bottom View) 安装尺寸及接线图	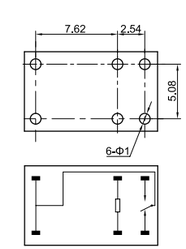	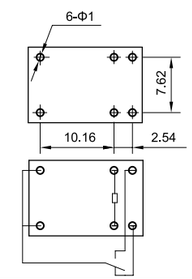	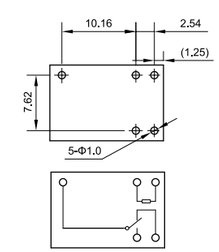
Terminal Type 脚位形式	PCB	PCB	PCB
Approved Standards 安 规	UL,cUL	UL,cUL,CQC,TÜV	UL,cUL,CQC,TÜV
Cross-Reference 同类产品	OMRON:G5V-1 NAIS:HY FUJITSU:SY	OMRON:G2E FUJITSU:FB211SC/MZ OEG:OUA/OUAZ TYCO:A/B201/V23101 P&B:T81	OMRON:G2E FUJITSU:FB211SC/MZ OEG:OUA/OUAZ TYCO:A/B201/V23101 P&B:T81

Classification — Power Relay

Type 型 号	HJR1-2C	TRGM	TRGA
Appearance 图 片			
Outline 外形尺寸 LxWxH(mm) 长x宽x高	20.5 x 10.0 x 11.8	20.1 x 5 x 17.5	20 x 5 x 12.5
Features 特 性	1.DPDT configuration 2.High sensitivity 3.DIP standard terminals 4.Sealed version 5.Surge strength 1500V FCC68	1. Ultra slim type with 5 mm thickness Good for high density mounting 2. Plastic sealed type	1. Slim size permits higher density mounting 2 .High surge voltage (4000 V) and high breakdown voltage (2000 V)
Contact Rating 触点参数			
Contact Form 触点形式	2Z	1H	1H
Contact Material 触点材料	Silver Alloy	Silver Alloy	Silver Alloy
Max.Operating Current 最大转换电流	2A	5A	5A
Minimum Load 最小负载	1mA 5V DC	10mA 5VDC	10mA 5VDC
Max.Operating Voltage 最大转换电压	240VAC/60VDC	277VAC/125VDC	250VAC/110VDC
Max.Operating Power 最大转换功率	120VA/60W	1250VA/150W	1250VA/150W
Rated Load (Resistive Load) 触点负载	1A120VAC 2A 24VDC	5A 250VAC 5A 30VDC	5A 250VAC 5A 30VDC
Contact Resistance(mΩ) (at 6VDC 1A) 接触电阻	100	100	100
Coil Ratings 线圈参数			
Rated Voltage 线圈电压范围	3-48VDC	5-24VDC	5-24VDC
Nominal Operating Power 线圈功耗	150/200/360/450mW	120/200mW	120/180mW
General Data 一般参数			
Insulation Resistance(MΩ) (at 500VDC) 绝缘电阻	100	100	100
Dielectric Strength Between Contacts Between Coil and Contacts 介质耐压	500VAC 1000VAC	750VAC 3000VAC	1000VAC 2000VAC
Ambient Temperature 环境温度	-30 to +85°C	-40 to +85°C	-40 to +85°C
Operate/Release Time 吸合、释放时间	8ms/4ms	10ms/5ms	6ms/3ms
Mechanical Life(Min) 机械寿命	10,000,000	10,000,000	10,000,000
Electrical Life(Min) 电气寿命	100,000	100,000@3A 30VDC/250VAC	100,000@3A 30VDC/250VAC
Layout (Bottom View) 安装尺寸及接线图	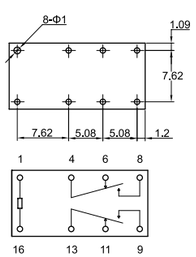	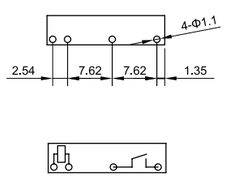	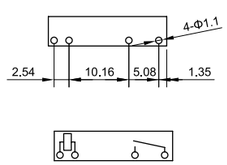
Terminal Type 脚位形式	PCB	PCB	PCB
Approved Standards 安 规	UL, cUL,TÜV		
Cross-Reference 同类产品	OMRON:G5V-2 NAIS:DS2Y TYCO:V23102 OEG:OVR/ORZ	NAIS:PE/PF TYCO:V23092/SNR	NAIS:PA

Power Relay

Type 型 号	HJR-3FF	HJR-21FF	HJR-21FD	HJR-7FF
Appearance 图 片				
Outline 外形尺寸 LxWxH(mm) 长x宽x高	19.2 x 15.5 x 15.5	20.3 x 16.8 x 20.3	21.0 x 16.0 x 20.6	21.5 x 16.5 x 16.5
Features 特 性	1.10A switching capability 2.Small footptint 3.Sealed type available 4.Class B/F available	1.12A switching capability 2.SPST-NO configuration 3.Small footprint 4.Sealed version available 5.Class B/F available	1.20A switching capability 2.TV-8 120VAC 3.Surge voltage up to 6KV 4.Ambient temperature meets 105°C 5.Pronduct in accordances to IEC60335-1 6.RoHS compliant	1.Extremely low cost 2.SPST-NO&SPDT configurations 3.Standard PC layout 4.Sealed type available
Contact Rating 触点参数				
Contact Form 触点形式	1H,1Z	1H,1Z	1H/1Z	1H,1D,1Z
Contact Material 触点材料	Silver Alloy	Silver Alloy	Silver Alloy	Silver Alloy
Max.Operating Current 最大转换电流	15A	15A	20A	12A
Minimum Load 最小负载	100mA 5VDC	10mA 5VDC	100mA 5VDC	10mA 5VDC
Max.Operating Voltage 最大转换电压	250VAC/30VDC	250VAC/30VDC	400VAC	250VAC/30VDC
Max.Operating Power 最大转换功率	2,770VA/240W	2,770VA/240W	4700VA	2,770VA/240W
Rated Load (Resistive Load) 触点负载	1 H: 10A 240VAC 12A 120VAC 1Z: 7A 240VAC 10A 120VAC 1/8HP(FLA 3.8A) 125VAC 1/8HP(FLA 1.6A) 277VAC	1H:12A 240VAC 15A 120VAC TV-5 (5A@120VAC) 1Z:10A 240VAC 12A 120VAC/24VDC TV-5 (5A@120VAC)	1H:20A 125VAC 17A 277VAC 7A 400VAC 1Z:16A 250VAC NO:7A 400VAC	1H:10A 240VAC 12A 120VAC 1Z:10A 120VAC 7A 240VAC
Contact Resistance(mΩ) (at 6VDC 1A) 接触电阻	100	100	100	100
Coil Ratings 线圈参数				
Rated Voltage 线圈电压范围	3-48VDC	3-48VDC	3-48VDC	3-48 VDC
Nominal Operating Power 线圈功耗	360/450mW	360/450mW	360mW	360/450mW
General Data 一般参数				
Insulation Resistance(MΩ) (at 500VDC) 绝缘电阻	100	100	100	100
Dielectric Strength Between Contacts Between Coil and Contacts 介质耐压	750VAC 1500VAC	750VAC 1500VAC	1000VAC 2500VAC	750VAC 1500VAC
Ambient Temperature 环境温度	-40 to +85°C(105°C)	-40 to +85°C	-40 to +85°C	-40 to +70°C
Operate/Release Time 吸合、释放时间	10ms/5ms	10ms/5ms	10ms/5ms	10ms/5ms
Mechanical Life(Min) 机械寿命	10,000,000	10,000,000	10,000,000	10,000,000
Electrical Life(Min) 电气寿命	100,000	100,000	100,000	100,000
Layout (Bottom View) 安装尺寸及接线图	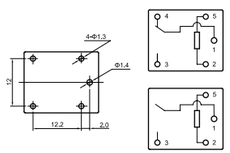	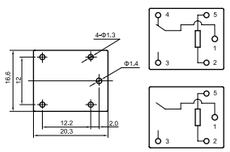	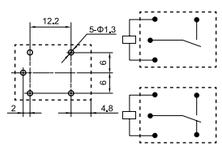	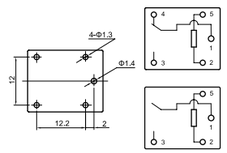
Terminal Type 脚位形式	PCB	PCB	PCB	PCB
Approved Standards 安 规	UL,cUL,TÜV,CQC,VDE	UL,cUL,TÜV ,CQC		UL,cUL
Cross-Reference 同类产品	OMRON:G5LC FUJITSU:FBR160 NAIS:JS ZETTLER:AZ943 P&B:T72	OMRON:G5L OEG:SRUDH/SRUUH SONG CHUANZ:801H	SONGCHUAN:875B MAIS:JSM	OMRON:G5LE NAIS:JS ZETTLER:AZ941/942 FUJITSU:CS OEG:PCE

Classification — Power Relay

Type 型 号	HJR-78F	TRG1	TRG1H
Appearance 图 片			
Outline 外形尺寸 LxWxH(mm) 长x宽x高	15.7 x 12.3 x 14.0	18.2 x 10.2 x 15.5	18.2 x 10.2 x 15.5
Features 特 性	1.20A switching capability 2.Small size auto relay	1.10A switching capability 2.SPST-NO&SPDT configuration 3.Standard PC layout 4.Sealed type available	1.10A switching capability 2.SPST-NO configuration 3.Standard PC layout 4.Sealed type available 5.Surge resistance of 5000V
Contact Rating 触点参数			
Contact Form 触点形式	1H,1Z	1H,1Z	1H
Contact Material 触点材料	Silver Alloy	Silver Alloy	Silver Alloy
Max.Operating Current 最大转换电流	25A	10A	10A
Minimum Load 最小负载	10mA 5VDC	10mA 5VDC	10mA 5VDC
Max.Operating Voltage 最大转换电压	250VAC/16VDC	277VAC/30VDC	277VAC/30VDC
Max.Operating Power 最大转换功率	840VA/400W	1H-D:1200VA/150W 1H-L/1Z:600VA/90W	2500VA/300W
Rated Load (Resistive Load) 触点负载	NC/NO:12/20A 14VDC 7A 120VAC	1H-D:10A 120VAC 5A240VAC/30VDC 1H-L/1Z:3A 240VAC/30VDC	10A 250VAC 8A 240VAC(UL)
Contact Resistance(mΩ) (at 6VDC 1A) 接触电阻	100	100	100
Coil Ratings 线圈参数			
Rated Voltage 线圈电压范围	6-24VDC	3-48VDC	3-24VDC
Nominal Operating Power 线圈功耗	600/800mW	200/450mW	450mW
General Data 一般参数			
Insulation Resistance(MΩ) (at 500VDC) 绝缘电阻	100	100	100
Dielectric Strength Between Contacts Between Coil and Contacts 介质耐压	500VAC 500VAC	H:1000VAC, Z:750VAC H:4000VAC, Z:2500VAC	1000VAC 4000VAC
Ambient Temperature 环境温度	- 40 to +85°C	-40 to +85°C	-40 to +85°C
Operate/Release Time 吸合、释放时间	10ms/5ms	10ms/4ms	10ms/4ms
Mechanical Life(Min) 机械寿命	10,000,000	10,000,000	10,000,000
Electrical Life(Min) 电气寿命	100,000	100,000	100,000
Layout (Bottom View) 安装尺寸及接线图	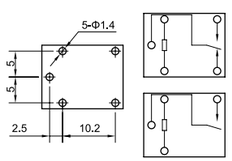	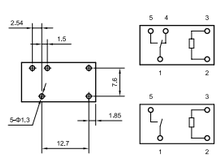	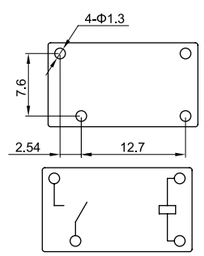
Terminal Type 脚位形式	PCB	PCB	PCB
Approved Standards 安 规	UL,cUL	UL,cUL ,CQC, TÜV	UL,cUL ,CQC, TÜV
Cross-Reference 同类产品	OMRON:G8QN FUJITSU:FBR51	OEG:OJE/OJ SONG CHUAN:835 ZETTLER:AZ765/767	OEG:OJE/OJ SONGCHUAN:835NL

Power Relay

TRG2	TRA1	TRA1H	TRA2
20.5 x 10.2 x 15.0	29.4 x 13 x 20.6	29.4 x 13 x 20.6	29.4 x 13 x 20.6
1.10A switching capability 2.Creepage distance:8mm(both for 1 CO and NO) 3.Clearance distance:No type 4.5mm,Nc type 4mm 4.Subminiature standard PCB layout 5.RoHS compliant	1.10A switching capability 2.SPST-NO&SPDT configuration 3.Small footprint 4.Sealed version available 5.Transparent sealed available 6.Class B/F available	1.16A switching capability 2.SPST-NO&SPDT configuration 3. Small footprint 4.Sealed version available 5.Transparent sealed available 6.Class B/F available	1.16A switching capability 2.SPST-NO&SPDT configuration 3.5KV dieletric between coil and contacts 4.Transparent sealed available 5.Class B/F available
1H,1Z	1H,1Z	1H/1Z	1H,1Z
Silver Alloy	Silver Alloy	Silver Alloy	Silver Alloy
10A	12A	16A	20A
10mA 5VDC	100mA 5VDC	100mA 5VDC	100mA 5VDC
277VAC/30VDC	250VAC/30VDC	250VAC/30VDC	250VAC/30VDC
1250VA/150W	2500VA/300W	4000VA/480W	4800VA/480W
1H-D:10A 120VAC 5A240VAC/30VDC 1H-L/1Z:3A 240VAC/30VDC	10A 240VAC 10A 30VDC	16A 250VAC 16A 30VDC	NC/NO 12A /16A 240VAC 16A 30VDC
100	100	100	100
3-48VDC	3-48VDC	3-48VDC	3-48VDC
200/450mW	240/540/720mW	540/720mW	240/540/720mW
1000	100	100	100
1000VAC 4000VAC	1000VAC 5000VAC	1000VAC 5000VAC	1000VAC 5000VAC
-40 to +70°C	-40 to +85°C	-40 to +70°C	-40 to +85°C
8ms/5ms	20ms/10ms	20ms/10ms	20ms/10ms
10,000,000	10,000,000	10,000,000	10,000,000
100,000	100,000	100,000	100,000
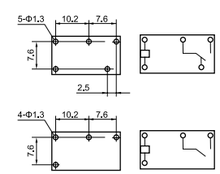	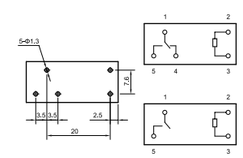	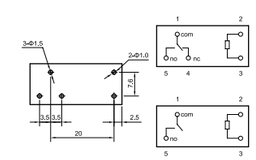	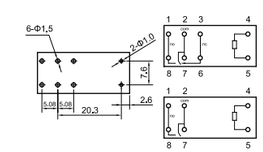
PCB	PCB	PCB	PCB
	UL,cUL ,CQC, TÜV	UL,cUL	UL,cUL ,CQC, TÜV
OMRON:G5Q NAIS:JQ/PQ SCHRACK:RE/REL FUJITSU:JY	SCHRACK:RT FUJITSU:FTR-F1/VSB ZETTLER:A742/763/764 FEME-M25		SCHRACK:RT FUJITSU:FTR-F1/VSB ZETTLER:AZ742/763/764 FEME-M25

Classification — Power Relay

Type 型 号	TRA3	TRA3H	TRC1
Appearance 图 片			
Outline 外形尺寸 LxWxH(mm) 长x宽x高	29.4 x 13 x 20.6	29.4 x 13 x 20.6	29.3 x 12.7 x 15.7
Features 特 性	1.Creepage distance:8.0mm Min 2.Au-clad contact available 3.Transparent sealed available 4.Class B/F available	1.Creepage distance:8.0mm Min 2.Au-clad contact available 3.Transparent sealed available 4.Class B/F available	1.Creepage distance:10mm 2.Au-clad contact available 3.Transparent sealed available 4.Class B/F available
Contact Rating 触点参数			
Contact Form 触点形式	2H,2Z	2H/2Z	1H/1Z
Contact Material 触点材料	Silver Alloy	Silver Alloy	Silver Alloy
Max.Operating Current 最大转换电流	8A	8A	12A
Minimum Load 最小负载	100mA 5VDC	100mA 5VDC	100mA 5VDC
Max.Operating Voltage 最大转换电压	250VAC/30VDC	250VAC/30VDC	440VAC/125VDC
Max.Operating Power 最大转换功率	1250VA/240W	2000VA/240W	3000VA
Rated Load (Resistive Load) 触点负载	5A 240VAC 5A 30VDC	8A 250VAC 5A 30VDC	12A 250VAC
Contact Resistance(mΩ) (at 6VDC 1A) 接触电阻	100	100	100
Coil Ratings 线圈参数			
Rated Voltage 线圈电压范围	3-48VDC	3-48VDC	5-60VDC/24-230VAC
Nominal Operating Power 线圈功耗	240/540/720mW	540/720mW	400mW/0.75VA
General Data 一般参数			
Insulation Resistance(MΩ) (at 500VDC) 绝缘电阻	100	100	100
Dielectric Strength Between Contacts Between Coil and Contacts 介质耐压	1000VAC 5000VAC	1000VAC 5000VAC	1000VAC 5000VAC
Ambient Temperature 环境温度	-40 to +85°C	-40 to +70°C	-40 to +85°C
Operate/Release Time 吸合、释放时间	20ms/10ms	20ms/10ms	15ms/8ms
Mechanical Life(Min) 机械寿命	10,000,000	10,000,000	10,000,000
Electrical Life(Min) 电气寿命	100,000	100,000	100,000
Layout (Bottom View) 安装尺寸及接线图	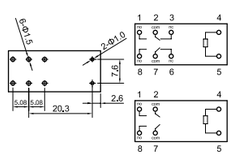	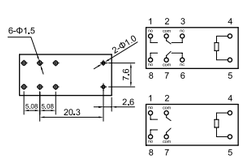	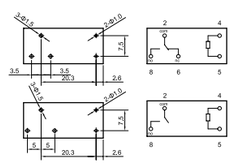
Terminal Type 脚位形式	PCB	PCB	PCB
Approved Standards 安 规	UL,cUL ,CQC, TÜV	UL,cUL	UL,cUL
Cross-Reference 同类产品	SCHTACK:RT FUJITSU:FTR-F1/VSB ZETTLER:AZ742/763/764 FEME-M25		SONGCHUAN:881/888 TYCO:RT114

Power Relay

Type 型 号	TRC2	TRC3	TRA4	TRA5
Appearance 图 片				
Outline 外形尺寸 LxWxH(mm) 长x宽x高	29.3 x 12.7 x 15.7	29.3 x 12.7 x 15.7	24.5 x 10.5 x 25.0	24.4 x 12.9 x 24.8
Features 特 性	1.Creepage distance:10mm 2.Au-clad contact available 3.Transparent sealed available 4.Class B/F available	1.Creepage distance:10mm 2.Au-clad contact available 3.Transparent sealed available 4.Class B/F available	1. 1 form A contact arrangement 2.Immersion cleanable,sealed version available 3.Applications include applianceHAVC, CTV,Monitor,emergency lighting	1.2 form A contact arrangements 2.Immersion cleanable,sealed version available 3.Meet 4,000V dielectric voltage between coil and contacts 4.Meet 5,000V surge voltage between coil and contacts(1.2/50ms)
Contact Rating 触点参数				
Contact Form 触点形式	1H/1Z	2H/2Z	1H	2H
Contact Material 触点材料	Silver Alloy	Silver Alloy	Silver Alloy	Silver Alloy
Max.Operating Current 最大转换电流	16A	8A	10A	5A
Minimum Load 最小负载	100mA 5VDC	100mA 5VDC	100mA 5VDC	100mA 5VDC
Max.Operating Voltage 最大转换电压	440VAC/125VDC	440VAC/125VDC	250VAC/110VDC	250VAC/30VDC
Max.Operating Power 最大转换功率	4000VA	2000VA	2500VA/300W	1250VA/150W
Rated Load (Resistive Load) 触点负载	16A 250VAC TV-5A@ 125VAC	8A 250VAC	5A@120VAC (TV-5) 10A 250VAC 10A 30VDC	3A@ 120VAC(TV-3) 5A 250VAC 5A 30VDC
Contact Resistance(mΩ) (at 6VDC 1A) 接触电阻	100	100	100	100
Coil Ratings 线圈参数				
Rated Voltage 线圈电压范围	5-60VDC/24-230VAC	5-60VDC/24-230VAC	3-48VDC	3-48VDC
Nominal Operating Power 线圈功耗	400mW/0.75VA/Bistable	400mW/0.75VA	250/540mW	250/540mW
General Data 一般参数				
Insulation Resistance(MΩ) (at 500VDC) 绝缘电阻	100	100	100	100
Dielectric Strength Between Contacts Between Coil and Contacts 介质耐压	1000VAC 5000VAC	1000VAC 5000VAC	900VAC 4000VAC	1000VAC 4000VAC
Ambient Temperature 环境温度	-40 to +85°C	-40 to +85°C	-30 to +70°C	-40 to +70°C
Operate/Release Time 吸合、释放时间	15ms/8ms	15ms/8ms	15ms/8ms	20ms/10ms
Mechanical Life(Min) 机械寿命	10,000,000	10,000,000	10,000,000	10,000,000
Electrical Life(Min) 电气寿命	100,000	100,000	100,000	100,000
Layout (Bottom View) 安装尺寸及接线图	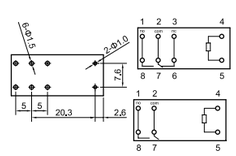	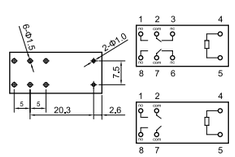	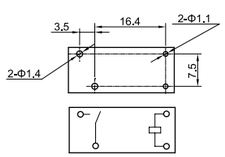	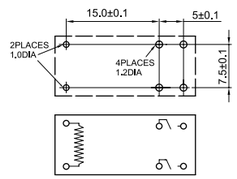
Terminal Type 脚位形式	PCB	PCB	PCB	PCB
Approved Standards 安 规	UL,cUL	UL,cUL	UL,cUL ,CQC, TÜV Ⓢ	UL,cUL ,CQC, TÜV
Cross-Reference 同类产品	SONGCHUAN:881/888 TYCO:RT424	SONGCHUAN:881/888 TYCO:RT314	OEG:SDT	OEG:OSA/PCI

Classification — Power Relay

Type 型 号	TRA2F	TRGB	TRCD	TRCDF	HJQ-13F-1C	HJQ-13F-2C	HJQ-22F
Appearance 图 片							
Outline 外形尺寸 LxWxH(mm) 长x宽x高	29 x 12.6 x 24.2	20.5 x 7.2 x 15.6	23 x 16.1 x 10.2	25 x 23 x 10.2	28 x 21.5 x 35	28 x 21.5 x 35	28 x 21.5 x 35
Features 特 性	1.16A switching capability 2.5KV dielectric strength between coil to contacts 3.10KV surge voltage between coil to contacts 4. Meet requirements of 8mm creepage distance 5.Class B/F available	1.Max. switching current 5A 2.Surge strength 7KV	1. Low Profile (10mm), 15 Amp switching capacity. 2. 1 Form A contact arrangement. 3. Sensitive 200mW coil (250mW on 48VDC coil). 4. Immersion cleanable, sealed version available.	1. Low Profile (10mm), 15 Amp switching capacity. 2. 1 Form A contact arrangement. 3. Sensitive 200mW coil (250mW on 48VDC coil). 4. Immersion cleanable, sealed version available. 5.Quick connect terminals available.	1.16A transfer contacts 2.Different dust-proof cover,different layout	1.10A transfer contacts 2.Different dust-proof cover,different layout	1.2 to 3 pole configurations
Contact Rating 触点参数							
Contact Form 触点形式	1H	1H	1H	1H	1Z	2Z	2Z,3Z
Contact Material 触点材料	Silver Alloy	Silver Alloy	Silver Alloy	Silver Alloy	Silver Alloy	Silver Alloy	Silver Alloy
Max.Operating Current 最大转换电流	20A	5A	16A	16A	20A	10A	7A
Minimum Load 最小负载	100mA 5VDC	10mA 5VDC	100mA 5VDC	100mA 5VDC	100mA 5VDC	100mA 5VDC	100mA 5VDC
Max.Operating Voltage 最大转换电压	277VAC/30VDC	277VAC/30VDC	250VAC/125VDC	250VAC/125VDC	250VAC/30VDC	250VAC/30VDC	240VAC/30VDC
Max.Operating Power 最大转换功率	4000VA	831VA/90W	4000VA/480W	4000VA/480W	4000VA/480W	2500VA/300W	1680VA/210W
Rated Load (Resistive Load) 触点负载	16A 250VAC 20A 125VAC	5A 250VAC 5A 28VDC	16A 250VAC 10A250VAC/24VDC 1/2HP 125VAC 1HP277VAC TV-5A@125VAC	16A 250VAC 10A250VAC/24VDC 1/2HP 125VAC TV-5A@125VAC	16A 240VAC 16A 30VDC	10A 240VAC 10A 30VDC 15A 125VAC	7A 240VAC 7A 30VDC 5A 240VAC
Contact Resistance(mΩ) (at 6VDC 1A) 接触电阻	50	100	100	100	100	100	100
Coil Ratings 线圈参数							
Rated Voltage 线圈电压范围	5-48VDC	5-24VDC	3-48VDC	3-48VDC	5-110VDC,6-240VAC	5-110VDC,6-240VAC	5-110VDC,6-240VAC
Nominal Operating Power 线圈功耗	540mW	200mW	200/360/450mW	200/360/450mW	900mW/1.2VA	900mW/1.2VA	900mW/1.2VA
General Data 一般参数							
Insulation Resistance(MΩ) (at 500VDC) 绝缘电阻	1000	1000	100	100	100	100	100
Dielectric Strength Between Contacts Between Coil and Contacts 介质耐压	1000VAC 5000VAC	750VAC 4000VAC	750VAC 2500VAC	750VAC 2500VAC	1000VAC 1500VAC	1000VAC 1500VAC	1000VAC 1500VAC
Ambient Temperature 环境温度	-40 to +85°C	-40 to +70°C	-40 to +85°C	-40 to +85°C	-40 to +70°C	-40 to +70°C	-40 to +70°C
Operate/Release Time 吸合、释放时间	20ms/10ms	10ms/10ms	15ms/8ms	15ms/8ms	25ms/25ms	25ms/25ms	25ms/25ms
Mechanical Life(Min) 机械寿命	10,000,000	10,000,000	10,000,000	10,000,000	10,000,000	10,000,000	10,000,000
Electrical Life(Min) 电气寿命	100,000	100,000	100,000	100,000	100,000	100,000	100,000
Layout (Bottom View) 安装尺寸及接线图	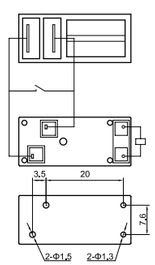	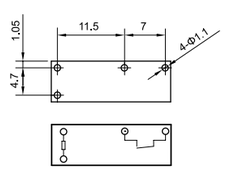	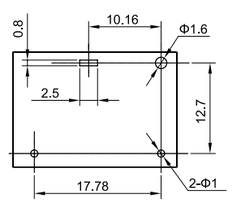	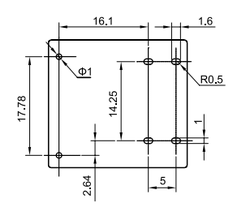	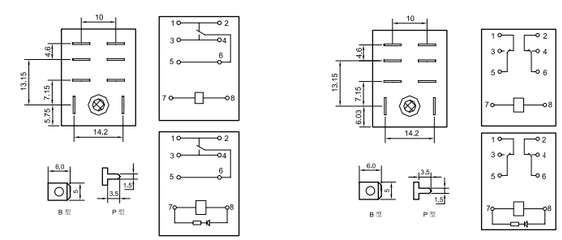		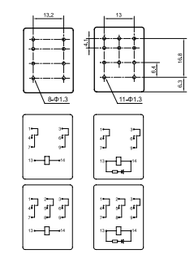
Terminal Type 脚位形式	PCB	PCB	PCB	PCB	PCB & Quick Connects	PCB & Quick Connects	PCB & Quick Connects
Approved Standards 安 规	UL,cUL ,CQC, TÜV	UL,cUL ,CQC, TÜV	UL,cUL ,CQC, TÜV	UL,cUL ,CQC,TÜV	UL,cUL, TÜV,CQC	UL,cUL,TÜV,CQC	UL,cUL,CQC
Cross-Reference 同类产品	SONGCHUAN:302W	OMRON:G5NB/G5T NAIS:LD FUJITSU:FTR-F3	OEG:PCD	OEG:PCDF	OMRON:LY1 NAIS:HL OEG:SRET SCHRACK:TM/K10	OMRON:LY2 NAIS:HL OEG:SRET SCHRACK:TM/K10	OMRON:MY2/3 NAIS:HC OEG:SRE SCHRACK:ZT

Classification — Power Relay

Type 型 号	HJQ-22F-4	HJQ-15F	HJQ-15F-1
Appearance 图 片			
Outline 外形尺寸 LxWxH(mm) 长x宽x高	28 x 21.5 x 35	32 x 27.4 x 19.3	32 x 27.4 x 27.8
Features 特 性	1. 4 pole configurations 2. Au-clad contact available	1.High power&low cost 2. 30A switching capability 3.Less than 1W coil power 4.Open type available 5.Class B/F available	1.QC&PC terminals 2.High dielectric strength 3,000VAC 3.Optional flanged case for panel mounting 4.Class B/F available
Contact Rating 触点参数			
Contact Form 触点形式	4Z	1H,1D,1Z	1H,1D,1Z
Contact Material 触点材料	Silver Alloy	Silver Alloy	Silver Alloy
Max.Operating Current 最大转换电流	5A	30A	30A
Minimum Load 最小负载	100mA 5VDC	500mA 5VDC	500mA 5VDC
Max.Operating Voltage 最大转换电压	240VAC/28VDC	250VAC/30VDC	250VAC/30VDC
Max.Operating Power 最大转换功率	1200VA/140W	7200VA/560W	7200VA/560W
Rated Load (Resistive Load) 触点负载	5A 240VAC 5A 28VDC	1H:25A(30A)240VAC/20A 28VDC 1D:15A 240VAC/10A 28VDC 1Z:20A/10A 240VAC/28VDC	1H:25A(30A)240VAC/20A 28VDC 1D:15A 240VAC/10A 28VDC 1Z:20A/10A 240VAC/28VDC
Contact Resistance(mΩ) (at 6VDC 1A) 接触电阻	100	100	100
Coil Ratings 线圈参数			
Rated Voltage 线圈电压范围	5-110VDC,6-240VAC	5-110VDC	5-110VDC
Nominal Operating Power 线圈功耗	900mW/1.2VA	930mW	930mW
General Data 一般参数			
Insulation Resistance(MΩ) (at 500VDC) 绝缘电阻	100	100	100
Dielectric Strength Between Contacts Between Coil and Contacts 介质耐压	1000VAC 1500VAC	1500VAC 1500VAC	1500VAC 1500VAC
Ambient Temperature 环境温度	-40 to +70°C	-40 to +85°C	-40 to +85°C
Operate/Release Time 吸合、释放时间	25ms/25ms	15ms/10ms	15ms/10ms
Mechanical Life(Min) 机械寿命	10,000,000	10,000,000	10,000,000
Electrical Life(Min) 电气寿命	100,000	100,000	100,000
Layout (Bottom View) 安装尺寸及接线图	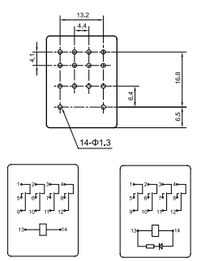	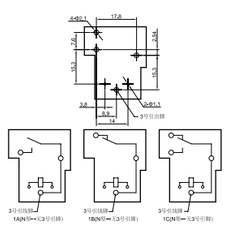	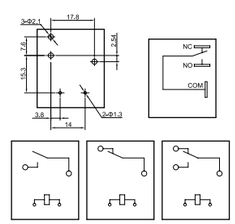
Terminal Type 脚位形式	PCB & Quick Connects	PCB	PCB & Quick Connects
Approved Standards 安 规	UL,cUL,CQC	UL,cUL,TÜV,CQC	UL,cUL,TÜV,CQC
Cross-Reference 同类产品	OMRON:MY4 NAIS:HC OEG:SRE SCHRACK:ZT	OMRON:G8P NAIS:JT OEG:ORU P&B:T90/T9A	OMRON:G7G/G8P NAIS:JT OEG:ORU P&B:T90/T9A

Power Relay

Type 型 号	HJQ-15F-2	HJQ-15F-3	HJQ-15F-4	TRAF
Appearance 图 片				
Outline 外形尺寸 LxWxH(mm) 长x宽x高	32 x 27.4 x 19.3	32.4 x 27.8 x 28	32.4 x 27.8 x 20	30.5 x 16.0 x 23.5
Features 特 性	1.QC&PC terminals 2.High dielectric strength3,000VAC 3.Optional flanged case for panel mounting 4.Class B/F available	1.QC&PC terminals 2.High dielectric strength 3,000VAC 3.Optional flanged case for panel mounting	1.QC&PC terminals 2.High dielectric strength 3000VAC 3.Optional flanged case for panel mounting	1.Ideal for motor switching in appliances and HVAC 2. 20A switching capability 3.Designed for high inrush comperessor loads 4.Semi-sealed construction 5.Sealed version available
Contact Rating 触点参数				
Contact Form 触点形式	1H,1D,1Z	1H,1D,1Z	1H,1D,1Z	1H
Contact Material 触点材料	Silver Alloy	Silver Alloy	Silver Alloy	Silver Alloy
Max.Operating Current 最大转换电流	30A	30A	30A	20A
Minimum Load 最小负载	500mA 5VDC	500mA 5VDC	500mA 5VDC	100mA 5VDC
Max.Operating Voltage 最大转换电压	250VAC/30VDC	250VAC/30VDC	250VAC/30VDC	250VAC
Max.Operating Power 最大转换功率	6000VA/560W	6000VA/560W	6000VA/560W	5000VA
Rated Load (Resistive Load) 触点负载	1H:25A(30A)240VAC/20A 28VDC 1D:15A 240VAC/10A 28VDC 1Z:20A/10A 240VAC/28VDC	1H:25A(30A)240VAC/20A 28VDC 1D:15A 240VAC/10A 28VDC 1Z:20A/10A 240VAC/28VDC	1H:25A(30A)240VAC/20A 28VDC 1D:15A 240VAC/10A 28VDC 1Z:20A/10A 240VAC/28VDC	20A 250VAC
Contact Resistance(mΩ) (at 6VDC 1A) 接触电阻	100	100	100	100
Coil Ratings 线圈参数				
Rated Voltage 线圈电压范围	5-48VDC	5-48VDC	5-48VDC	5-48VDC
Nominal Operating Power 线圈功耗	930mW	930mW	930mW	900mW
General Data 一般参数				
Insulation Resistance(MΩ) (at 500VDC) 绝缘电阻	100	100	100	100
Dielectric Strength Between Contacts Between Coil and Contacts 介质耐压	1500VAC 1500VAC	1500VAC 1500VAC	1500VAC 1500VAC	1500VAC 4500VAC
Ambient Temperature 环境温度	-40 to +85°C	-40to +70°C	-40 to +70°C	-25 to +55°C
Operate/Release Time 吸合、释放时间	15ms/10ms	15ms/10ms	15ms/10ms	20ms/10ms
Mechanical Life(Min) 机械寿命	10,000,000	10,000,000	10,000,000	10,000,000
Electrical Life(Min) 电气寿命	100,000	100,000	100,000	100,000
Layout (Bottom View) 安装尺寸及接线图	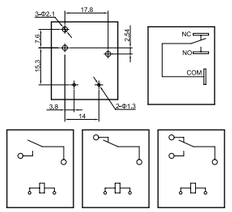	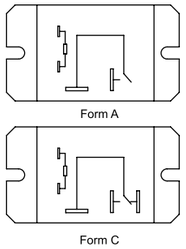 Form A Form C	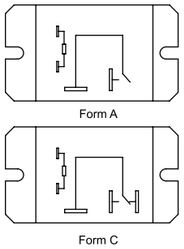 Form A Form C	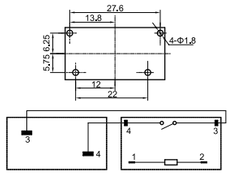
Terminal Type 脚位形式	PCB & Quick Connects	PCB & Quick Connects	PCB & Quick Connects	PCB & Quick Connects
Approved Standards 安 规	UL,cUL,TÜV,CQC	UL,cUL	UL,cUL	CQC,UL,cUL,TÜV
Cross-Reference 同类产品	OMRON:G7G/G8P NAIS:JT OEG:T90/T9A P&B:T90/T9A	OMRON:G7G/G8P NAIS:JT OEG:ORU P&B:T90/T9A	OMRON:G7G/G8P NAIS:JT OEG:ORU P&B:T90/T9A	OMRON:G4A GOOD SKY:GQF ZETTLER:AZ760

Classification — Automotive Relay

Type 型 号	TRKF	TRAW	TRF
Appearance 图 片			
Outline 外形尺寸 LxWxH(mm) 长x宽x高	19.2 x 15.5 x 15.5	18 x 15.5 x 20	20.3 x 15.3 x 22.5
Features 特 性	1.15A switching capability 2.Small footprint 3.Sealed type available	1.Max.switching current 20A 2.10A continuous rating 85°C 3.Different contact form available 4.Open or sealed cover available	1.Max. switching current 25A 2.Different terminals available 3.Suitable for automation system and automobile auxiliary etc
Contact Rating 触点参数			
Contact Form 触点形式	1H,1Z	1H,1Z,SH,SZ	1H
Contact Material 触点材料	Silver Alloy	Silver Alloy	Silver Alloy
Max.Operating Current 最大转换电流	20A	20A	25A
Minimum Load 最小负载			
Max.Operating Voltage 最大转换电压	16VDC	75VDC	24VDC
Max.Operating Power 最大转换功率	280W	200W	350W
Rated Load (Resistive Load) 触点负载	1Z:15A 14VDC 1H:20A 14VDC	1H,1Z:10A14VDC SH,SZ:15A14VDC	25A /14VDC
Contact Resistance(mΩ) (at 6VDC 1A) 接触电阻	100	100	50
Coil Ratings 线圈参数			
Rated Voltage 线圈电压范围	9-24VDC	6-24VDC	12-24VDC
Nominal Operating Power 线圈功耗	640/800mW	1100mW	1160mW
General Data 一般参数			
Insulation Resistance(MΩ) (at 500VDC) 绝缘电阻	100	100	100
Dielectric Strength Between Contacts Between Coil and Contacts 介质耐压	500VAC 1500VAC	500VAC 500VAC	550VAC 1000VAC
Ambient Temperature 环境温度	-40 to +85°C	-40 to +85°C	-40 to +85°C
Operate/Release Time 吸合、释放时间	15ms/10ms	5ms/3ms	10ms/7ms
Mechanical Life(Min) 机械寿命	10,000,000	10,000,000	10,000,000
Electrical Life(Min) 电气寿命	100,000	100,000	100,000
Layout (Bottom View) 安装尺寸及接线图	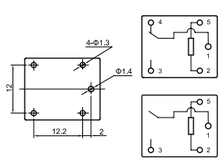	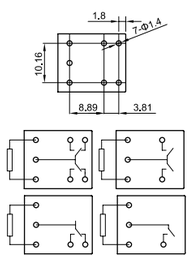	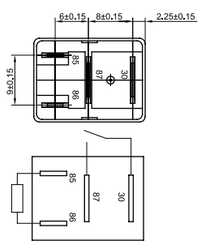
Terminal Type 脚位形式	PCB	PCB	Quick Connects
Approved Standards 安 规			
Cross-Reference 同类产品	OMRON:G5LC FUJITSU:FBR161-H NAIS:JS ZETTLER:AZ943 P&B:T7N	OEG:OARW P&B:VKM TYCO:V23072/-C1 ZETTLER:AZ975/976	TYCO:VF

Automotive Relay

Type 型 号	TRFM	TRKM	TRV5	TRV3
Appearance 图 片				
Outline 外形尺寸 LxWxH(mm) 长x宽x高	23 x 15.5 x 26	15.7 x 12.3 x 14.0	28 x 25 x 49.4 28 x 23 x 29.4	26.5 x 26.5 x 25 26.5 x 26.5 x 41
Features 特 性	1.Max.switching current 25A 2.Different terminals available	1.20A switching capability 2.Small size auto relay	1.Open or sealed cover available 2.40A continuous rating 80°C	1.40A continuous rating 85°C 2.1A&1C arrangements 3. Plug-in or PC board terminals 4.Optional mounting bracket
Contact Rating 触点参数				
Contact Form 触点形式	1H,1Z	1H,1D,1Z	1H	1H/1Z/1D/1U
Contact Material 触点材料	Silver Alloy	Silver Alloy	Silver Alloy	Silver Alloy
Max.Operating Current 最大转换电流	25A	25A	30A	40A
Minimum Load 最小负载				
Max.Operating Voltage 最大转换电压	24VDC	16VDC	14VDC	30VDC
Max.Operating Power 最大转换功率	350W	840VA/280W	420W	560W
Rated Load (Resistive Load) 触点负载	1H:25A 14VDC 1Z:20A 14VDC	NO:20A 14VDC NC:12A 14VDC 1Z:7A 120VAC	30A 14VDC 15A 28VDC	NO: 40A 14VDC 2X20A 14VDC (1U) NC: 30A 14VDC
Contact Resistance(mΩ) (at 6VDC 1A) 接触电阻	50	100	100	100
Coil Ratings 线圈参数				
Rated Voltage 线圈电压范围	6-24VDC	6-24VDC	6-24VDC	6-24VDC
Nominal Operating Power 线圈功耗	1600mW	600/800mW	1440mW	1600/1900mW
General Data 一般参数				
Insulation Resistance(MΩ) (at 500VDC) 绝缘电阻	100	100	100	100
Dielectric Strength Between Contacts Between Coil and Contacts 介质耐压	500VAC 1000VAC	500VAC 500VAC	500VAC 500VAC	550VAC 550VAC
Ambient Temperature 环境温度	-40 to +85°C	-40 to +85°C	-40 to +85°C	-40 to +85°C
Operate/Release Time 吸合、释放时间	10ms/10ms	10ms/5ms	15ms/8ms	10ms/10ms
Mechanical Life(Min) 机械寿命	10,000,000	10,000,000	10,000,000	10,000,000
Electrical Life(Min) 电气寿命	100,000	100,000	100,000	100,000
Layout (Bottom View) 安装尺寸及接线图	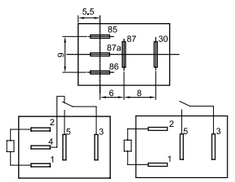	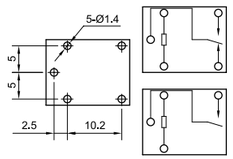	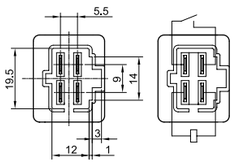	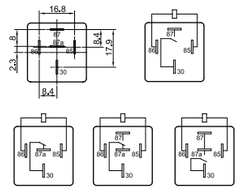
Terminal Type 脚位形式	Quick Connects	PCB	PCB	Quick Connects
Approved Standards 安 规		UL,cUL		
Cross-Reference 同类产品	TYCO:VFM	OMRON:R-501 FUJITSU:FBR51	SONGCHUAN:804/823	SONGCHUAN:896

Classification — Automotive Relay

Type 型 号	TRV4	TRV4-1U	TRS
Appearance 图 片			
Outline 外形尺寸 LxWxH(mm) 长x宽x高	28 x 28 x 25 28 x 31.8 x 41	28 x 28 x 25 28 x 31.8 x 41	13.2 x 12.3 x 9.8
Features 特 性	1. 40A continuous rating 85°C 2. 1A&1C arrangements 3. Plug-in or PC board terminals 4. Optional mounting bracket	1. 40A continuous rating 85°C 2. 1A&1C arrangements 3. Plug-in or PC board terminals 4. Optional mounting bracket	1. 30A 16VDC switching rating 2. 40A inrush at 16VDC 3. Smallest power relay 4. 1 Form A and 1 Form C arrangements in single and dual relay packages 5. For Automotive Applications
Contact Rating 触点参数			
Contact Form 触点形式	1H,1Z,1D	1U	1H,1Z
Contact Material 触点材料	Silver Alloy	Silver Alloy	Silver Alloy
Max.Operating Current 最大转换电流	40A	40A	40A
Minimum Load 最小负载			0.5A 12VDC
Max.Operating Voltage 最大转换电压	30VDC	30VDC	
Max.Operating Power 最大转换功率	560W	560W	420W
Rated Load (Resistive Load) 触点负载	NO:40A 14VDC NC:30A 14VDC	2*20A /14VDC	Res: NC/NO 20A/30A 14VDC
Contact Resistance(mΩ) (at 6VDC 1A) 接触电阻	100	100	100
Coil Ratings 线圈参数			
Rated Voltage 线圈电压范围	3-24VDC	3-24VDC	12VDC
Nominal Operating Power 线圈功耗	1600/1900mW	1600/1900mW	570/800mW
General Data 一般参数			
Insulation Resistance(MΩ) (at 500VDC) 绝缘电阻	100	100	100
Dielectric Strength Between Contacts Between Coil and Contacts 介质耐压	500VAC 750VAC	500VAC 750VAC	500VAC 500VAC
Ambient Temperature 环境温度	-40 to +85°C	-40 to +85°C	-40 to +105°C
Operate/Release Time 吸合、释放时间	10ms/10ms	10ms/10ms	4ms/2ms
Mechanical Life(Min) 机械寿命	10,000,000	10,000,000	10,000,000
Electrical Life(Min) 电气寿命	100,000	100,000	100,000@20A/14VDC on NO
Layout (Bottom View) 安装尺寸及接线图	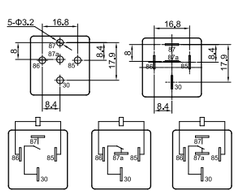	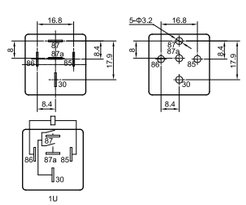	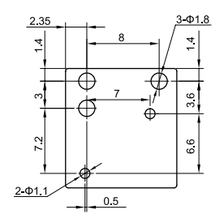
Terminal Type 脚位形式	PCB & Quick Connects	PCB & Quick Connects	PCB
Approved Standards 安 规			
Cross-Reference 同类产品	P&B:VF4 NAIS:CB OEG:VF4 ZETTLER:AZ972/973	P&B:VF4 NAIS:CB OEG:VF4 ZETTLER:AZ972/973	TYCO:V23086 SONGCHUAN:102

Automotive Relay

Type 型 号	TRKP	TRV6	TRV6-1U	TRKA
Appearance 图 片				
Outline 外形尺寸 LxWxH(mm) 长x宽x高	26.2 x 21.0 x 21.0	28.6 x 28.6 x 26.5 28.6 x 28.6 x 42.5	28.6 x 28.6 x 26.5 28.6 x 28.6 x 42.5	14 x 7.5 x 13.5
Features 特 性	1. 40A continuous rating 85°C 2. PC board terminals 3. Inrush current 100A 4. Open & sealed version available	1. 80A continuous rating 85°C 2. 1A,1B&1C arrangements 3. Plug-in or PC board terminals 4. Optional mounting bracket	1. 80A continuous rating 85°C 2. 1U arrangements 3. Plug-in or PC board terminals 4. Optional mounting bracket	1. 25A motor locked load 2. Extremely small relay 3. Change-over contact version 4. Single and twin version available 5. Coil wire insulation classH(180°C) 6. RoHS & ELV compliant
Contact Rating 触点参数				
Contact Form 触点形式	1H,1Z	1H,1D,1Z	1U	1C
Contact Material 触点材料	Silver Alloy	Silver Alloy	Silver Alloy	Silver Alloy
Max.Operating Current 最大转换电流	40A	50A 80A	40A	30A
Minimum Load 最小负载		0.5A 12VDC	0.5A 12VDC	0.5A 12VDC
Max.Operating Voltage 最大转换电压	60VDC	75VDC	75VDC	16VDC
Max.Operating Power 最大转换功率	560W	980W	700W	480W
Rated Load (Resistive Load) 触点负载	NO:40A 14VDC NC:30A 14VDC	NO:50A 14VDC NO:80A 14VDC NC:40A 14VDC NC:60A 14VDC	2*25A /14VDC	NC:12A 16VDC NO:30A 16VDC
Contact Resistance(mΩ) (at 6VDC 1A) 接触电阻	100	100	100	100
Coil Ratings 线圈参数				
Rated Voltage 线圈电压范围	3-24VDC	6-24VDC	6-24VDC	6-24VDC
Nominal Operating Power 线圈功耗	1200/1600/1900mW	1800mW	1800mW	640mW/800mW
General Data 一般参数				
Insulation Resistance(MΩ) (at 500VDC) 绝缘电阻	100	100	100	100
Dielectric Strength Between Contacts Between Coil and Contacts 介质耐压	500VAC 500VAC	500VAC 500VAC	500VAC 500VAC	500VAC 500VAC
Ambient Temperature 环境温度	-40 to +85°C	-40 to +85°C	-40 to +85°C	-40 to +85°C
Operate/Release Time 吸合、释放时间	5ms/4ms	7ms/5ms	7ms/5ms	10ms/10ms
Mechanical Life(Min) 机械寿命	10,000,000	10,000,000	10,000,000	10,000,000
Electrical Life(Min) 电气寿命	100,000	100,000	100,000	100,000
Layout (Bottom View) 安装尺寸及接线图	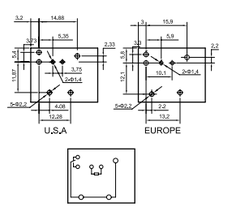	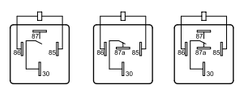	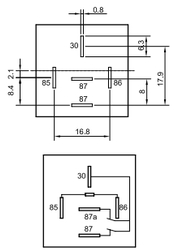	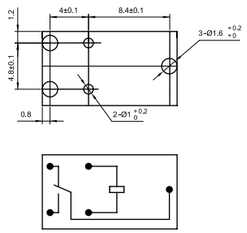
Terminal Type 脚位形式	PCB	PCB & Quick Connects	PCB & Quick Connects	PCB
Approved Standards 安 规				
Cross-Reference 同类产品	P&B:VKP TYCO:V23076 ZETTLER:AZ970/971	ZETTLER:AZ979/980	ZETTLER:AZ979/980	

Classification

Magnetic Latching Relay

Type 型 号	TRM1	TRM2	TRL1
Appearance 图 片			
Outline 外形尺寸 LxWxH(mm) 长x宽x高	20.2 x 11.3 x 10.5	20.2 x 15 x 10.5	37 x 21.5 x 42.4
Features 特 性	1. Low height 10.5mm 2. Low coil power 3. 1 Form A,2Form A,1 Form A+1 Form B configuration 4. 3kV dielectric strength(between coil and contacts)	1. High switching capacity 1A,1B:10A250VAC30VDC; 2A,2B,1A+1B:8A250VAC30VDC 2. 4kV dielectric strength (between coil and contacts); 3. RoHS(compliant)	1. High Contact Load 2. The relays are designed and manufactured in accordance with the standrds of the standards of DIN IEC 255.part 1-100/VDC 0435,part 201,which directive(LVD)
Contact Rating 触点参数			
Contact Form 触点形式	1A/2A/1A+1B	1A/1B/2A/2B/1A+1B	1H
Contact Material 触点材料	Silver Alloy	Silver Alloy	Silver Alloy
Max.Operating Current 最大转换电流	8A	10A	100A
Minimum Load 最小负载			
Max.Operating Voltage 最大转换电压	277VAC/60VDC	277VAC	250VAC
Max.Operating Power 最大转换功率	2000VA/150W	2500VA	25000VA
Rated Load (Resistive Load) 触点负载	1A: 8A250VAC,5A30VDC 2A/1A+1B: 5A250VAC,5A30VDC	1A/1B: 10A250VAC/30VDC 2A/2B/1A+1B: 8A250VAC/30VDC	100A 250VAC
Contact Resistance(mΩ) (at 6VDC 1A) 接触电阻	100	100	2
Coil Ratings 线圈参数			
Rated Voltage 线圈电压范围	3-24VDC	3-24VDC	5-48VDC
Nominal Operating Power 线圈功耗	150mW/300mW	200mW/450mW	2400/4800mW
General Data 一般参数			
Insulation Resistance(MΩ) (at 500VDC) 绝缘电阻	1000	1000	1000
Dielectric Strength Between Contacts Between Coil and Contacts 介质耐压	1000VAC 3000VAC	1000VAC 4000VAC	1000VAC 4000VAC
Ambient Temperature 环境温度	-40 to +85°C	-40 to +70°C	-30 to +55°C
Operate/Release Time 吸合、释放时间	10ms/10ms	10ms/10ms	30ms/30ms
Mechanical Life(Min) 机械寿命	10,000,000	10,000,000	50,000
Electrical Life(Min) 电气寿命	30,000	30,000	10,000
Layout (Bottom View) 安装尺寸及接线图	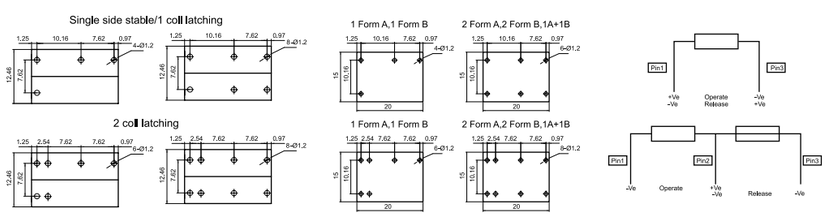		
Terminal Type 脚位形式	PCB	PCB	
Approved Standards 安 规			
Cross-Reference 同类产品			

Magnetic Latching Relay
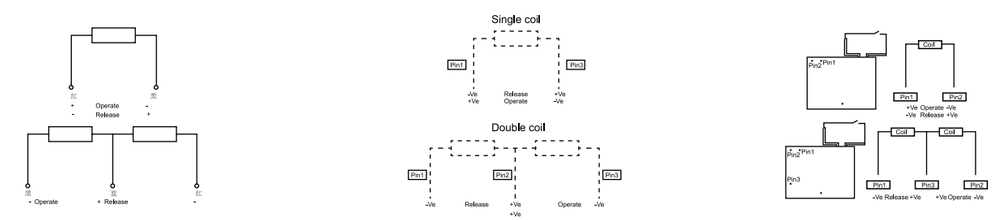
TRL2	TRL3	TRL4
67 x 48.5 x 24	38.7 x 31.4 x 15	38.7 x 33 x 18
The relays are designed and manufactured in accordance with the standrds of the standards of DIN IEC 255.part 1-100/VDE 0435,part 201,which directive(LVD) The polarized latching relays are designed signed by a high resistance to shock and vibration and a low bounce inclination. They are always in a defined switching-position and therefore there is no loss of information in case of power failure.	1.Hight contact Load. 2.The relays are designed and manufactured in accordance to the Standards of DIN IEC 255. part 1-00/VDE 0435, part 201, which are also in accordance to the Low Voltage directive(LVD). 3.The polarized vibrations and a lowbounce inclination. They are always in a defined switching-position and therefore rhere is no loss of information in case of power failure.	1.Hight contact Load. 2.The relays are designed and manufactured in accordance with the Standards of DIN IEC 255. part 1-00/VED 0435, part 201,which are slso in accordance with the Low Voltage directive(LVD). 3.The polarized latching relays are designed signed by a high resistance to shock and vibration and a low.bounce inclination.They are always in a defined switching-position and therefore there is no loss of information in case of power failure.
1H	1H/1Z	1H
Silver Alloy	Silver Alloy	Silver Alloy
100A	25A	60A
250VAC	440VAC	250VAC
25000VA	6250VA	15000VA
100A 250VAC	25A 250VAC	60A 250VAC
2	50	2
5-48VDC	5-48VDC	5-48VDC
2880/5760mW	1000/2000mW	1000/2000mW
1000	1000	100
1000VAC 5000VAC	1500VAC 4000VAC	1200VAC 2500VAC
-30 to +55°C	-25 to +70°C	-30 to +55°C
30ms/30ms	10ms/10ms	15ms/15ms
200,000	1,000,000	100,000
1,000	30,000	5,000