# NO COMPROMISE.

## PRECISION. PERFORMANCE. POWER.

**EXPLORE THE NEW ACTIVE SOLDERING TIP RANGE**

www.weller-tools.com/nocompromise

Weller®

# NO COMPROMISE.

## PRECISION. PERFORMANCE. POWER.

# One WX Station. Every Active Tip.

Production within the electronics, medical technology and aerospace industries is moving faster as components become smaller, more complex and more powerful. The soldering industry is no different. In order to meet these increasing demands, we're expanding our existing RT series.

Weller Tools is commited to offering the widest range of high-performance active soldering tips. For all of your soldering applications, linked to one of our state-of-the-art WX soldering stations.

### Weller Active tip technology

Incorporates an integral sensor located deep inside of the tip for optimal performance and quick recovery times while increasing productivity and delivering consistent results.

### Patented tip and grip design

Fast and hassle-free tip changing without needing any tool.

### Precise control, ergonomic grip

The boomerang handle design allows for precise handling while providing an ergonomic and secure grip.

### One intelligent WX platform

Run any RT tip from one WX station, meeting all operational hand soldering needs such as motion sensing or traceability with digital data storage in the soldering tool and station.

### MIL-SPEC / IPC standard

New active RT soldering tips are fully compliant with IPC industry standards. The MS versions are also MIL-SPEC compliant.

### Low cost-in-use

The RT lines of tips provide maximum protection to the printed circuit board and the component you're soldering, to achieve the best results and to keep operating costs as low as possible.

### Digital tool

Motion activated, for simplified data storage.

# 3 RT tip series for maximum precision, power and performance. All line specific benefits at a glance.

**Find your perfect tip here:**
www.weller-tools.com/nocompromise

## RT Ultra

- For heavy duty applications & largest components
- Thermal Core Technology for optimized heat transfer through the joint – and maximum power

## RT Micro

- For versatile performance when soldering micro and standard components
- Widest range of geometries & sizes

## RT Pico

- For smallest components 0402 down to 01005
- Short tip-to-grip distance for maximum precision

DIVERSE ELECTRONICS
Shop online at diverseelectronics.com
1-800-381-7308 • sales@diverseelectronics.com
Montreal 514-388-7308 Toronto 647-969-0709
Ottawa 343-550-2722 Vancouver 604-787-8266

# Experience the widest tip range – for all soldering applications.

Size comparison




## Highest precision

### RT Pico tips

Component size: XS TO S

Heat up time: 3 Sec.*

**MADE OF THE SMALLEST PRECISION SOLDERING APPLICATIONS**

- Aerospace (only MS versions)
- Electronics
- Sensors
- Medical devices
- Military (only MS versions)
- Automotive

## Versatile performance

### RT Micro tips

Component size: M TO L

Heat up time: 5 Sec.*

**VERSATILE PERFORMANCE FOR MICRO AND STANDARD COMPONENTS COVERING THE WIDEST RANGE OF APPLICATIONS**

- Aerospace (only MS versions)
- Electronics
- Sensors
- Medical devices
- Military (only MS versions)
- Automotive

## Maximum power

### RT Ultra tips

Component size: XL TO XXL

Heat up time: 7 Sec.*

**MADE FOR HIGH PERFORMANCE AND HEAVY DUTY APPLICATIONS**

- LED soldering
- Solar technology
- Electronic components
- Multi-layer boards
- Large heat sinks
- Hyper frequency PCB with a big dissipater

*50°C – 350°C / 120°F – 620°F

# RT Pico

- High performance tips for the smallest components: 0402 down to 01005
- Short tip-to-grip distance
- MIL-SPEC / IPC standard (potential free, MS versions)

## SOLDERING IRONS

**WXPP**
40 W
T0052922699

**WXPP MS**
40 W
T0052922899

### Heat up time

3 Sec.*

*from 50°C to 350°C / 120°F to 620°F

### Component size

XS TO S

## CHISEL

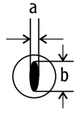


For use with

Soldering Iron: WXPP WXPP MS

Station: WX

| Model | | | Watt | Soldering Iron | Safety Rests | Length (mm) (inch.) | a / b (mm) (inch.) | Order No. |
|---|---|---|---|---|---|---|---|---|
| **RTP 002 S** | | | 40 | WXPP | WSR 208 | 17.0 0.669 | 0.2 / 0.1 0.008 / 0.004 | T0050103999 |
| **RTP 002 S MS** | MIL-SPEC VERSION AVAILABLE | | 40 | WXPP MS | WSR 208 | 16.3 0.642 | 0.2 / 0.1 0.008 / 0.004 | T0050102199 |
| **RTP 002 S NW** | | | 40 | WXPP | WSR 208 | 17.0 0.669 | 0.2 / 0.1 0.008 / 0.004 | T0050104099 |
| **RTP 002 S NW MS** | MIL-SPEC VERSION AVAILABLE | | 40 | WXPP MS | WSR 208 | 16.3 0.642 | 0.2 / 0.1 0.008 / 0.004 | T0050102299 |
| **RTP 004 S** | | | 40 | WXPP | WSR 208 | 17.0 0.669 | 0.4 / 0.2 0.016 / 0.008 | T0050104199 |
| **RTP 004 S MS** | MIL-SPEC VERSION AVAILABLE | | 40 | WXPP MS | WSR 208 | 16.3 0.642 | 0.4 / 0.2 0.016 / 0.008 | T0050102399 |
| **RTP 008 S** | | | 40 | WXPP | WSR 208 | 17.0 0.669 | 0.8 / 0.3 0.031 / 0.012 | T0050104299 |
| **RTP 008 S MS** | MIL-SPEC VERSION AVAILABLE | | 40 | WXPP MS | WSR 208 | 16.3 0.642 | 0.8 / 0.3 0.031 / 0.012 | T0050102499 |
| **RTP 010 S** | | | 40 | WXPP | WSR 208 | 17.0 0.669 | 1.0 / 0.3 0.039 / 0.012 | T0050104399 |
| **RTP 010 S MS** | MIL-SPEC VERSION AVAILABLE | | 40 | WXPP MS | WSR 208 | 16.3 0.642 | 1.0 / 0.3 0.039 / 0.012 | T0050102599 |
| **RTP 013 S** | | | 40 | WXPP | WSR 208 | 17.0 0.669 | 1.3 / 0.3 0.051 / 0.012 | T0050104499 |
| **RTP 013 S MS** | MIL-SPEC VERSION AVAILABLE | | 40 | WXPP MS | WSR 208 | 16.3 0.642 | 1.3 / 0.3 0.051 / 0.012 | T0050102699 |

## BEVEL CUT

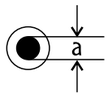


| Model | | | Watt | Soldering Iron | Safety Rests | Length (mm) (inch.) | a / b (mm) (inch.) | Order No. |
|---|---|---|---|---|---|---|---|---|
| **RTP 004 B** | | | 40 | WXPP | WSR 208 | 17.0 0.669 | 0.4 0.016 | T0050103799 |
| **RTP 004 B MS** | MIL-SPEC VERSION AVAILABLE | | 40 | WXPP MS | WSR 208 | 16.3 0.642 | 0.4 0.016 | T0050101999 |
| **RTP 012 B** | | | 40 | WXPP | WSR 208 | 17.0 0.669 | 1.2 0.047 | T0050103899 |
| **RTP 012 B MS** | MIL-SPEC VERSION AVAILABLE | | 40 | WXPP MS | WSR 208 | 16.3 0.642 | 1.2 0.047 | T0050102099 |

## CONICAL

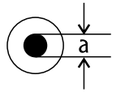


| Model | | | Watt | Soldering Iron | Safety Rests | Length (mm) (inch.) | a / b (mm) (inch.) | Order No. |
|---|---|---|---|---|---|---|---|---|
| **RTP 001 C** | | | 40 | WXPP | WSR 208 | 18.5 0.728 | 0.1 0.004 | T0050103199 |
| **RTP 001 C MS** | MIL-SPEC VERSION AVAILABLE | | 40 | WXPP MS | WSR 208 | 17.9 0.705 | 0.1 0.004 | T0050101399 |
| **RTP 001 C NW** | | | 40 | WXPP | WSR 208 | 18.5 0.728 | 0.1 0.004 | T0050103299 |
| **RTP 001 C NW MS** | MIL-SPEC VERSION AVAILABLE | | 40 | WXPP MS | WSR 208 | 17.9 0.705 | 0.1 0.004 | T0050101499 |
| **RTP 002 C** | | | 40 | WXPP | WSR 208 | 17.0 0.669 | 0.2 0.008 | T0050103399 |
| **RTP 002 C MS** | MIL-SPEC VERSION AVAILABLE | | 40 | WXPP MS | WSR 208 | 16.3 0.642 | 0.2 0.008 | T0050101599 |
| **RTP 004 C** | | | 40 | WXPP | WSR 208 | 17.0 0.669 | 0.4 0.016 | T0050103499 |
| **RTP 004 C MS** | MIL-SPEC VERSION AVAILABLE | | 40 | WXPP MS | WSR 208 | 16.3 0.642 | 0.4 0.016 | T0050101699 |
| **RTP 001 C X** | | | 40 | WXPP | WSR 208 | 21.3 0.839 | 0.1 0.004 | T0050103599 |
| **RTP 001 C X MS** | MIL-SPEC VERSION AVAILABLE | | 40 | WXPP MS | WSR 208 | 20.6 0.811 | 0.1 0.004 | T0050101799 |
| **RTP 002 C X** | | | 40 | WXPP | WSR 208 | 21.3 0.839 | 0.2 0.008 | T0050103699 |
| **RTP 002 C X MS** | MIL-SPEC VERSION AVAILABLE | | 40 | WXPP MS | WSR 208 | 20.6 0.811 | 0.2 0.008 | T0050101899 |

## GULLWING

| Model | | | Watt | Soldering Iron | Safety Rests | Length (mm) (inch.) | a / b (mm) (inch.) | Order No. |
|---|---|---|---|---|---|---|---|---|
| **RTP 020 G** | | | 40 | WXPP | WSR 208 | 16.6 0.654 | 2.0 0.079 | T0050104899 |
| **RTP 020 G MS** | MIL-SPEC VERSION AVAILABLE | | 40 | WXPP MS | WSR 208 | 15.9 0.626 | 2.0 0.079 | T0050103099 |

## KNIFE

| Model | | | Watt | Soldering Iron | Safety Rests | Length (mm) (inch.) | a / b (mm) (inch.) | Order No. |
|---|---|---|---|---|---|---|---|---|
| **RTP 010 K** | | | 40 | WXPP | WSR 208 | 16.3 0.642 | 1.0 / 0.2 0.039 / 0.008 | T0050104599 |
| **RTP 010 K MS** | MIL-SPEC VERSION AVAILABLE | | 40 | WXPP MS | WSR 208 | 15.9 0.626 | 1.0 / 0.2 0.039 / 0.008 | T0050102799 |
| **RTP 010 K NW** | | | 40 | WXPP | WSR 208 | 16.6 0.654 | 1.0 / 0.2 0.039 / 0.008 | T0050104699 |
| **RTP 010 K NW MS** | MIL-SPEC VERSION AVAILABLE | | 40 | WXPP MS | WSR 208 | 15.9 0.626 | 1.0 / 0.2 0.039 / 0.008 | T0050102899 |
| **RTP 025 K** | | | 40 | WXPP | WSR 208 | 18.0 0.709 | 2.5 / 0.3 0.098 / 0.012 | T0050104799 |
| **RTP 025 K MS** | MIL-SPEC VERSION AVAILABLE | | 40 | WXPP MS | WSR 208 | 17.3 0.681 | 2.5 / 0.3 0.098 / 0.012 | T0050102999 |

**Make no compromise in high-end soldering.**
Find your perfect RT Pico tips here:
**www.weller-tools.com/nocompromise**

# RT Micro

- High performance active tips for micro and standard components
- Covers the widest range of geometries and sizes
- MIL-SPEC / IPC standard (potential free, MS versions)
- Please note the new names of some RT Micro active tips

## CHISEL

For use with

Soldering Iron: WXMP, WXMP MS, WMRP, WMRP MS

+

Station: WX

or

Station: WT

| New name | Old name | | | Watt | Soldering Iron | Safety Rests | Length (mm) (inch.) | a / b (mm) (inch.) | Order No. |
|---|---|---|---|---|---|---|---|---|---|
| RTM 003 S | RT 1SC03 | | | 40 | WXMP | WSR 200 | 19.0<br>0.748 | 0.3 / 0.15<br>0.012 / 0.006 | T0054461270N |
| RTM 003 S NW | RT 1SCNW | | | 40 | WXMP | WSR 200 | 19.0<br>0.748 | 0.3 / 0.1<br>0.012 / 0.004 | T0054462699N |
| RTM 003 S NW MS | RT 1SCNWMS | MIL-SPEC VERSION AVAILABLE | | 40 | WXMP MS | WSR 200 | 19.0<br>0.748 | 0.3 / 0.1<br>0.012 / 0.004 | T0054462671N |
| RTM 004 S | RT 1SC | | | 40 | WXMP | WSR 200 | 19.0<br>0.748 | 0.4 / 0.15<br>0.016 / 0.06 | T0054461299N |
| RTM 004 S MS | RT 1SCMS | MIL-SPEC VERSION AVAILABLE | | 40 | WXMP MS | WSR 200 | 19.0<br>0.748 | 0.4 / 0.15<br>0.016 / 0.06 | T0054461599N |
| RTM 006 S MS | | MIL-SPEC VERSION AVAILABLE | | 40 | WXMP MS | WSR 200 | 23.0<br>0.906 | 0.6 / 0.4<br>0.024 / 0.016 | T0050100499 |
| RTM 008 S | RT 9 | | | 40 | WXMP | WSR 200 | 23.0<br>0.906 | 0.8 / 0.4<br>0.031 / 0.016 | T0054460999N |
| RTM 008 S MS | RT 9MS | MIL-SPEC VERSION AVAILABLE | | 40 | WXMP MS | WSR 200 | 23.0<br>0.906 | 0.8 / 0.4<br>0.031 / 0.016 | T0054462399N |
| RTM 008 S X | RT 5 30° | | | 40 | WXMP | WSR 200 | 23.0<br>0.906 | 0.8 / 0.4<br>0.031 / 0.016 | T0054460599N |
| RTM 008 S X MS | RT 5MS 30° | MIL-SPEC VERSION AVAILABLE | | 40 | WXMP MS | WSR 200 | 23.0<br>0.906 | 0.8 / 0.4<br>0.031 / 0.016 | T0054461999N |
| RTM 010 S | | | | 40 | WXMP | WSR 200 | 18.0<br>0.709 | 1.0 / 0.3<br>0.039 / 0.012 | T0050100599 |
| RTM 010 S MS | | MIL-SPEC VERSION AVAILABLE | | 40 | WXMP MS | WSR 200 | 18.0<br>0.709 | 1.0 / 0.3<br>0.039 / 0.012 | T0050100699 |
| RTM 013 S | RT 3 | | | 40 | WXMP | WSR 200 | 19.0<br>0.748 | 1.3 / 0.4<br>0.051 / 0.016 | T0054460399N |
| RTM 013 S MS | RT 3MS | MIL-SPEC VERSION AVAILABLE | | 40 | WXMP MS | WSR 200 | 19.0<br>0.748 | 1.3 / 0.4<br>0.051 / 0.016 | T0054461699N |
| RTM 013 S X | RT 3X 30° | | | 40 | WXMP | WSR 200 | 28.0<br>1.102 | 1.3 / 0.5<br>0.051 / 0.019 | T0054460371N |
| RTM 013 S X MS | RT 3XMS 30° | MIL-SPEC VERSION AVAILABLE | | 40 | WXMP MS | WSR 200 | 28.0<br>1.102 | 1.3 / 0.5<br>0.051 / 0.019 | T0054460373N |
| RTM 015 S | RT 4 | | | 40 | WXMP | WSR 200 | 18.0<br>0.709 | 1.5 / 0.4<br>0.059 / 0.016 | T0054460499N |
| RTM 015 S MS | RT 4MS | MIL-SPEC VERSION AVAILABLE | | 40 | WXMP MS | WSR 200 | 18.0<br>0.709 | 1.5 / 0.4<br>0.059 / 0.016 | T0054461899N |

## SOLDERING IRONS

**WXMP**
40 W (55W)
T0052920399N

**WXMP MS**
40 W (55W)
T0052921399N

**WMRP**
40 W (55W)
T0052917199N

**WMRP MS**
40 W (55W)
T0052919299N

### Heat up time

5 Sec.*

*from 50°C to 350°C / 120°F to 620°F

### Component size

M TO L

| New name | Old name | | | Watt | Soldering Iron | Safety Rests | Length (mm) (inch.) | a / b (mm) (inch.) | Order No. |
|---|---|---|---|---|---|---|---|---|---|
| RTM 018 S | | | | 40 | WXMP | WSR 200 | 18.0<br>0.709 | 1.8 / 0.4<br>0.071 / 0.016 | T0050100799 |
| RTM 018 S MS | | MIL-SPEC VERSION AVAILABLE | | 40 | WXMP MS | WSR 200 | 18.0<br>0.709 | 1.8 / 0.4<br>0.071 / 0.016 | T0050100899 |
| RTM 022 S | RT 8 | | | 40 | WXMP | WSR 200 | 18.0<br>0.709 | 2.2 / 0.4<br>0.087 / 0.016 | T0054460899N |
| RTM 022 S MS | RT 8MS | MIL-SPEC VERSION AVAILABLE | | 40 | WXMP MS | WSR 200 | 18.0<br>0.709 | 2.2 / 0.4<br>0.087 / 0.016 | T0054462299N |
| RTM 032 S | | | | 55 | WXMP | WSR 200 | 17.5<br>0.689 | 3.2 / 0.9<br>0.126 / 0.035 | T0050100999 |
| RTM 032 S MS | | MIL-SPEC VERSION AVAILABLE | | 55 | WXMP MS | WSR 200 | 17.5<br>0.689 | 3.2 / 0.9<br>0.126 / 0.035 | T0050101099 |
| RTM 036 S | RT 11 | | | 40 | WXMP | WSR 200 | 18.0<br>0.709 | 3.6 / 0.9<br>0.141 / 0.035 | T0054461199N |
| RTM 036 S MS | RT 11MS | MIL-SPEC VERSION AVAILABLE | | 40 | WXMP MS | WSR 200 | 18.0<br>0.709 | 3.6 / 0.9<br>0.141 / 0.035 | T0054463199N |

**Make no compromise in high-end soldering.**
Find your perfect RT Micro tips here:
www.weller-tools.com/nocompromise

# RT Micro

## BEVEL CUT

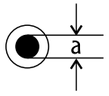


| New name | Old name | | | Watt | Soldering Iron | Safety Rests | Length (mm) (inch.) | a / b (mm) (inch.) | Order No. |
|---|---|---|---|---|---|---|---|---|---|
| RTM 004 B | | | | 40 | WXMP | WSR 200 | 18.5 0.728 | 0.4 0.016 | T0050100299 |
| RTM 004 B MS | | MIL-SPEC VERSION AVAILABLE | | 40 | WXMP MS | WSR 200 | 18.5 0.728 | 0.4 0.016 | T0050100399 |
| RTM 012 B | RT 6 45° | | | 40 | WXMP | WSR 200 | 18.0 0.709 | 1.2 0.047 | T0054460699N |
| RTM 012 B MS | RT 6MS | MIL-SPEC VERSION AVAILABLE | | 40 | WXMP MS | WSR 200 | 18.0 0.709 | 1.2 0.047 | T0054462099N |

## CONICAL

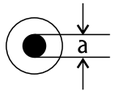


| New name | Old name | | | Watt | Soldering Iron | Safety Rests | Length (mm) (inch.) | a / b (mm) (inch.) | Order No. |
|---|---|---|---|---|---|---|---|---|---|
| RTM 001 C NW | RT 1NW | | | 40 | WXMP | WSR 200 | 19.0 0.748 | 0.1 0.004 | T0054462599N |
| RTM 001 C NW MS | RT 1NWMS | MIL-SPEC VERSION AVAILABLE | | 40 | WXMP MS | WSR 200 | 19.0 0.748 | 0.1 0.004 | T0054462571N |
| RTM 002 C | RT 1 | | | 40 | WXMP | WSR 200 | 19.0 0.748 | 0.2 0.008 | T0054460199N |
| RTM 002 C MS | RT 1MS | MIL-SPEC VERSION AVAILABLE | | 40 | WXMP MS | WSR 200 | 19.0 0.748 | 0.2 0.008 | T0054461499N |
| RTM 002 C L | | | | 40 | WXMP | WSR 200 | 18.7 0.736 | 0.2 0.008 | T0050100099 |
| RTM 002 C L MS | | MIL-SPEC VERSION AVAILABLE | | 40 | WXMP MS | WSR 200 | 18.7 0.736 | 0.2 0.008 | T0050100199 |
| RTM 004 C X MS | RT 12 MS 30° | MIL-SPEC VERSION AVAILABLE | | 40 | WXMP | WSR 200 | 26.0 1.024 | 0.4 0.016 | T0054463399N |
| RTM 005 C X MS | RT 12 MS 25° | MIL-SPEC VERSION AVAILABLE | | 40 | WXMP | WSR 200 | 26.0 1.024 | 0.5 0.019 | T0054463299N |
| RTM 008 C | RT 2 | | | 40 | WXMP | WSR 200 | 18.0 0.709 | 0.8 0.031 | T0054460299N |
| RTM 008 C MS | RT 2MS | MIL-SPEC VERSION AVAILABLE | | 40 | WXMP MS | WSR 200 | 18.0 0.709 | 0.8 0.031 | T0054461799N |

## GULLWING

| New name | Old name | | | Watt | Soldering Iron | Safety Rests | Length (mm) (inch.) | a / b (mm) (inch.) | Order No. |
|---|---|---|---|---|---|---|---|---|---|
| RTM 020 G | RT 10GW | ● | | 40 | WXMP | WSR 200 | 20.0 0.787 | 2.0 / 1.2 0.079 / 0.047 | T0054461099N |
| RTM 020 G MS | RT 10GWMS | ● | | 40 | WXMP MS | WSR 200 | 20.0 0.787 | 2.0 / 1.2 0.079 / 0.047 | T0054462499N |

## KNIFE

| New name | Old name | | | Watt | Soldering Iron | Safety Rests | Length (mm) (inch.) | a / b (mm) (inch.) | Order No. |
|---|---|---|---|---|---|---|---|---|---|
| RTM 025 K | | | | 40 | WXMP | WSR 200 | 19.0 0.748 | 2.5 / 0.3 0.098 / 0.012 | T0050101199 |
| RTM 025 K MS | | MIL-SPEC VERSION AVAILABLE | | 40 | WXMP MS | WSR 200 | 19.0 0.748 | 2.5 / 0.3 0.098 / 0.012 | T0050101299 |
| RTM 022 K | RT 7 SK1480 | | | 40 | WXMP | WSR 200 | 19.0 0.748 | 2.2 0.087 | T0054460772N |
| RTM 030 K | RT 7 45° | | | 40 | WXMP | WSR 200 | 19.0 0.748 | 3.0 0.018 | T0054460799N |
| RTM 030 K MS | RT 7MS 45° | MIL-SPEC VERSION AVAILABLE | | 40 | WXMP MS | WSR 200 | 19.0 0.748 | 3.0 0.018 | T0054462199N |

## MEASURING TIP

| New name | Old name | | | Watt | Soldering Iron | Safety Rests | Length (mm) (inch.) | a / b (mm) (inch.) | Order No. |
|---|---|---|---|---|---|---|---|---|---|
| RTM Measuring tip | RT Measuring tip | ● | | 40 | | WSR 200 | 26.0 1.024 | | T0054461399N |

**Make no compromise in high-end soldering.**
Find your perfect RT Micro tips here:
**www.weller-tools.com/nocompromise**

# RT Ultra

- Designed for heavy duty applications and large components
- Thermal Core Technology for optimized heat transfer
- MIL-SPEC / IPC standard

## SOLDERING IRON

**WXUP MS**
150 W
T0052923099

### Heating up time

°C 350 300 200 100 0

**7 Sec.***

*from 50°C to 350°C / 120°F to 620°F

### Component size

XL TO XXL

## CHISEL

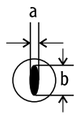


For use with

Soldering Iron: WXUP MS

+

Station: WX

| Model | | | Watt | Soldering Iron | Safety Rests | Length (mm) (inch.) | a / b (mm) (inch.) | Order No. |
|---|---|---|---|---|---|---|---|---|
| **RTU 015 S MS** | MIL-SPEC VERSION AVAILABLE | | 150 | WXUP MS | WSR 200 | 28.0 1.102 | 1.5 / 0.4 0.059 / 0.016 | T0050105899 |
| **RTU 022 S MS** | MIL-SPEC VERSION AVAILABLE | | 150 | WXUP MS | WSR 200 | 28.0 1.102 | 2.2 / 0.6 0.087 / 0.024 | T0050105999 |
| **RTU 032 S MS** | MIL-SPEC VERSION AVAILABLE | | 150 | WXUP MS | WSR 200 | 27.5 1.083 | 3.2 / 0.8 0.126 / 0.031 | T0050106099 |
| **RTU 032 S L MS** | MIL-SPEC VERSION AVAILABLE | | 150 | WXUP MS | WSR 200 | 34.0 1.339 | 3.2 / 0.8 0.126 / 0.031 | T0050106199 |
| **RTU 050 S MS** | MIL-SPEC VERSION AVAILABLE | | 150 | WXUP MS | WSR 200 | 27.5 1.083 | 5.0 / 1.2 0.197 / 0.047 | T0050106299 |
| **RTU 076 S MS** | MIL-SPEC VERSION AVAILABLE | | 150 | WXUP MS | WSR 200 | 28.0 1.102 | 7.6 / 1.5 0.299 / 0.059 | T0050106399 |
| **RTU 093 S MS** | MIL-SPEC VERSION AVAILABLE | | 150 | WXUP MS | WSR 200 | 28.0 1.102 | 9.3 / 2.0 0.366 / 0.079 | T0050106499 |

## BEVEL CUT

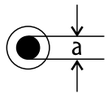


| Model | | | Watt | Soldering Iron | Safety Rests | Length (mm) (inch.) | a / b (mm) (inch.) | Order No. |
|---|---|---|---|---|---|---|---|---|
| **RTU 020 B MS** | MIL-SPEC VERSION AVAILABLE | | 150 | WXUP MS | WSR 200 | 29.0 1.142 | 2.0 0.079 | T0050105599 |
| **RTU 035 B MS** | MIL-SPEC VERSION AVAILABLE | | 150 | WXUP MS | WSR 200 | 29.0 1.142 | 3.5 0.138 | T0050105699 |
| **RTU 050 B MS** | MIL-SPEC VERSION AVAILABLE | | 150 | WXUP MS | WSR 200 | 30.0 1.181 | 5.0 0.197 | T0050105799 |

## CONICAL

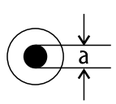


| Model | | | Watt | Soldering Iron | Safety Rests | Length (mm) (inch.) | a / b (mm) (inch.) | Order No. |
|---|---|---|---|---|---|---|---|---|
| **RTU 004 C MS** | MIL-SPEC VERSION AVAILABLE | | 150 | WXUP MS | WSR 200 | 27.5 1.083 | 0.4 0.016 | T0050104999 |
| **RTU 008 C MS** | MIL-SPEC VERSION AVAILABLE | | 150 | WXUP MS | WSR 200 | 29.0 1.142 | 0.8 0.031 | T0050105099 |
| **RTU 016 C MS** | MIL-SPEC VERSION AVAILABLE | | 150 | WXUP MS | WSR 200 | 27.5 1.083 | 1.6 0.063 | T0050105199 |

| Model | | | Watt | Soldering Iron | Safety Rests | Length (mm) (inch.) | a / b (mm) (inch.) | Order No. |
|---|---|---|---|---|---|---|---|---|
| **RTU 004 C X MS** | MIL-SPEC VERSION AVAILABLE | | 150 | WXUP MS | WSR 200 | 39.2 1.543 | 0.4 0.016 | T0050105299 |
| **RTU 008 C X MS** | MIL-SPEC VERSION AVAILABLE | | 150 | WXUP MS | WSR 200 | 39.2 1.543 | 0.8 0.031 | T0050105399 |
| **RTU 016 C X MS** | MIL-SPEC VERSION AVAILABLE | | 150 | WXUP MS | WSR 200 | 39.2 1.543 | 1.6 0.063 | T0050105499 |

## GULLWING

| Model | | | Watt | Soldering Iron | Safety Rests | Length (mm) (inch.) | a / b (mm) (inch.) | Order No. |
|---|---|---|---|---|---|---|---|---|
| **RTU 020 G MS** | MIL-SPEC VERSION AVAILABLE | | 150 | WXUP MS | WSR 200 | 28.0 1.102 | 2.0 / 1.3 0.079 / 0.051 | T0050106599 |

## BLADE

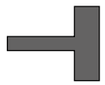

| Model | | | Watt | Soldering Iron | Safety Rests | Length (mm) (inch.) | a / b (mm) (inch.) | Order No. |
|---|---|---|---|---|---|---|---|---|
| **RTU 100 K MS** | MIL-SPEC VERSION AVAILABLE | | 150 | WXUP MS | WSR 200 | 27.0 1.063 | 10.0 / 1.5 0.394 / 0.059 | T0050106699 |
| **RTU 160 K MS** | MIL-SPEC VERSION AVAILABLE | | 150 | WXUP MS | WSR 200 | 27.0 1.063 | 16.0 / 1.5 0.630 / 0.059 | T0050106799 |
| **RTU 200 K MS** | MIL-SPEC VERSION AVAILABLE | | 150 | WXUP MS | WSR 200 | 27.0 1.063 | 20.0 / 1.5 0.787 / 0.059 | T0050106899 |
| **RTU 330 K MS** | MIL-SPEC VERSION AVAILABLE | | 150 | WXUP MS | WSR 200 | 27.0 1.063 | 33.0 / 1.5 1.299 / 0.059 | T0050106999 |

**Make no compromise in high-end soldering.**
Find your perfect RT Ultra tips here:
www.weller-tools.com/nocompromise

# No compromise.
# Genuine Weller tip quality.

## Why use Weller tips?

- ✓ **Tool protection – Protects soldering iron from irreparable damage**
- ✓ **Optimal performance – Designed for excellent heat transfer to deliver ideal soldering joints**
- ✓ **Cost savings – Consistent performance reduces rework**

## Look for Genuine Weller tips:

- ✓ **Seal of Quality on packaging**
- ✓ **Weller logo on tips**

**GERMANY**

Weller Tools GmbH
Carl-Benz-Straße 2
74354 Besigheim

Tel: +49 (0) 7143 580-0
Fax: +49 (0) 7143 580-108

**CHINA**

Apex Tool Group
Room 302A, NO 177 Bibo Road
Shanghai 201203

Tel: +86 (21) 60880288
Fax: +86 (21) 60880289

**USA**

Apex Tool Group, LLC
670 Industrial Drive
Lexington, SC 29072

Tel: +1 (800) 688-8949
Fax: +1 (800) 234-0472

Weller®

©2019, Apex Tool Group LLC
T0055748500 / 04.13 WAL 5.0

**www.weller-tools.com/nocompromise**