

DB32 thru DB320

Surface Mount Schottky Bridge Rectifier
 Reverse Voltage 20 to 200V Forward Current 3A

Features

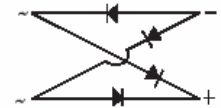
- Plastic package has Underwriters Laboratory Flammability Classification 94V-0
- Ideal for printed circuit boards
- High surge current capability



Package: DFS

Mechanical Data

- Case:** DFS Molded plastic body
- Terminals:** Plated leads solderable per MIL-STD-750 Method 2026
- High temperature soldering guaranteed: 260°C / 10 seconds
- 0.375 (9.5mm) lead length, 5lbs.(2.3kg) tension
- Mounting Position: Any



Schematic Diagram

Maximum Ratings & Electrical Characteristics

(T_A= 25°C unless otherwise noted)

Parameter	Symbol	DB32	DB34	DB36	DB39	DB310	DB315	DB320	Unit
Maximum Repetitive Peak Reverse Voltage	V _{RRM}	20	40	60	90	100	150	200	V
Maximum RMS Voltage	V _{RMS}	14	28	42	63	70	105	140	V
Maximum DC Blocking Voltage	V _{DC}	20	40	60	90	100	150	200	V
Average Forward Rectified Output Current	I _{F(AV)}	3.0							A
Peak Forward Surge Current Single Sine-Wave Superimposed on Rated Load (JEDEC Method)	I _{FSM}	70							A
Rating for fusig (t<8.3ms)	i ² t	20							A ² sec
Maximum Instantaneous Forward Voltage Drop per Leg at 3.0A	V _F	0.50	0.63	0.79	0.85				V
Maximum DC Reverse Current at Rated T _J =25°C	I _R	0.2			0.1			mA	
DC Blocking Voltage per Leg T _J =125°C		10			5				
Typical Thermal Resistance per Leg (Note 1)	R _{θJA}	40							°C/W
	R _{θJL}	13							
Operating Junction Temperature Range	T _J	-55 to +125			-55 to +150			°C	
Storage Temperature Range	T _{STG}	-55 to +150							°C

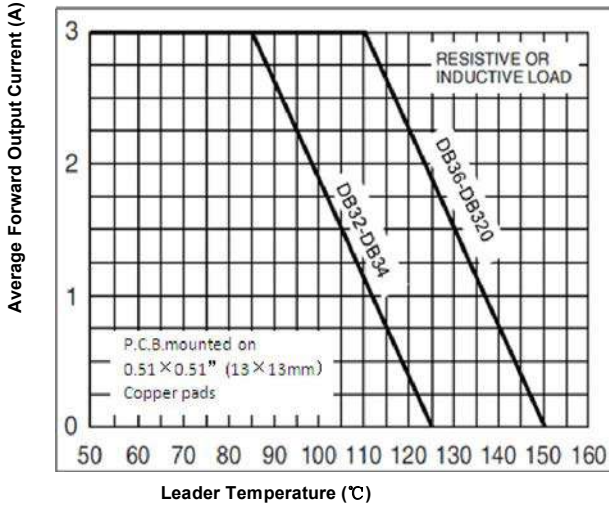
Note 1: Thermal resistance from junction to ambient and from junction to lead mounted on P.C.B. with 0.51" x 0.51"(13mm x 13mm) copper pads.

DB32 thru DB320

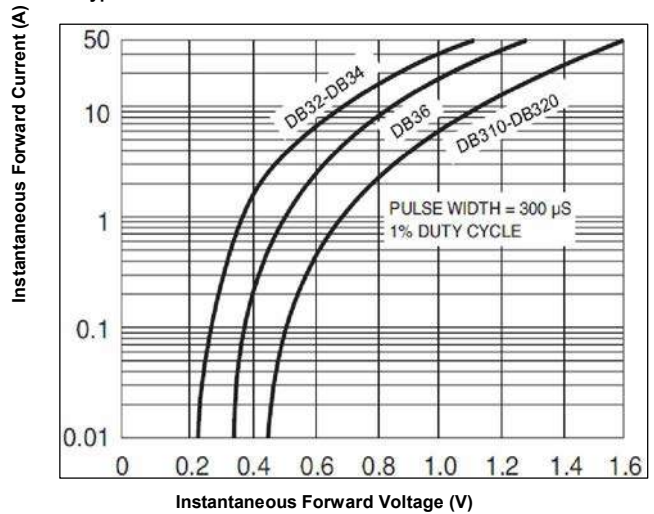
Surface Mount Schottky Bridge Rectifier
 Reverse Voltage 20 to 200V Forward Current 3A

Ratings and Characteristics Curves ($T_A = 25^\circ\text{C}$ unless otherwise specified)

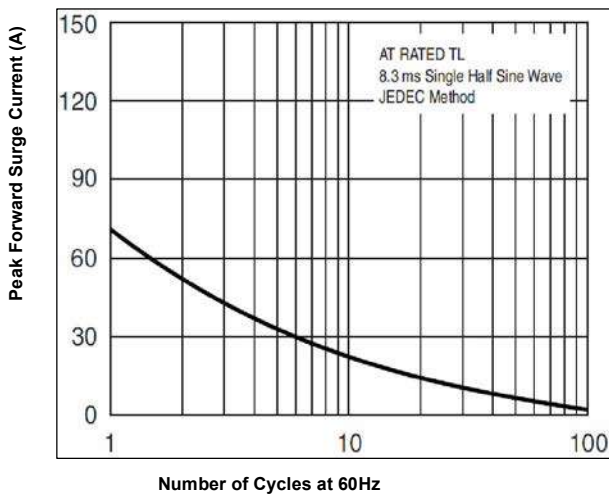
Derating Curve Output Rectified Current



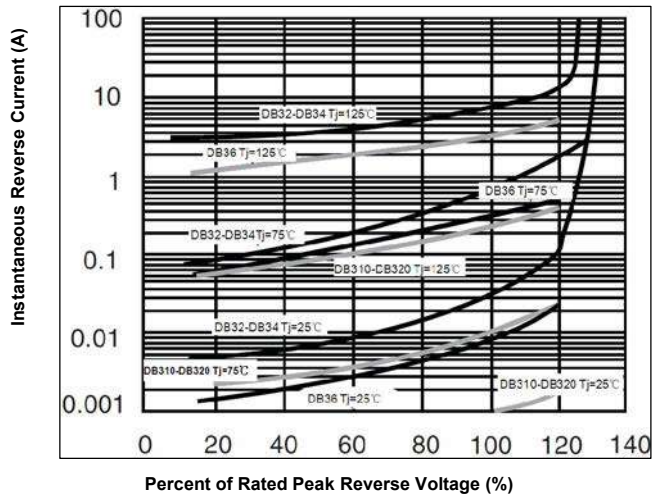
Typical Instantaneous Forward Characteristics



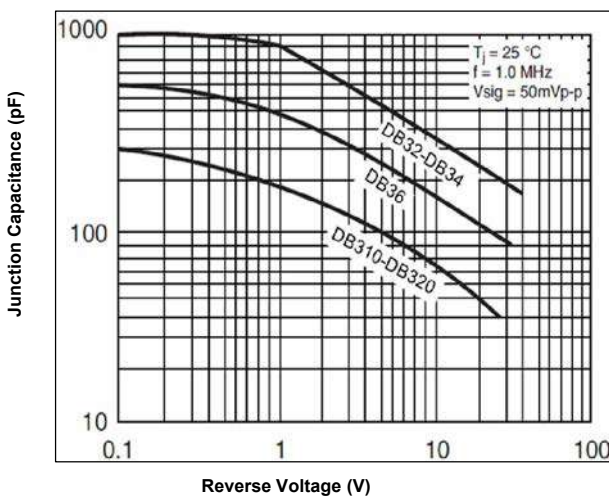
Maximum Non-Repetitive Peak Forward Surge Current



Typical Reverse Characteristics



Typical Junction Capacitance



DB32 thru DB320

Surface Mount Schottky Bridge Rectifier
 Reverse Voltage 20 to 200V Forward Current 3A

Package Outline Dimensions

DFS

Dimensions in inches and (millimeters)

