

# MSG series

Rugged switch guards for switch series 12000 - 3500 - 600H - 6000

**New!**

## Specifications

UG1410A



- ☐ Robust
- ☐ For harsh environments
- ☐ Modern, patented design

### SPECIFICATIONS

- APEM SAS patented design
- Operating temperature : -40°C to +85°C
- Storage temperature : -55°C to +85°C
- Salt spray : IEC 60068-2-11, test KA, 96 hours
- Mechanical life : 20.000 cycles

### MATERIALS

- Support plate : matt black stainless steel
- Cap : thermoset

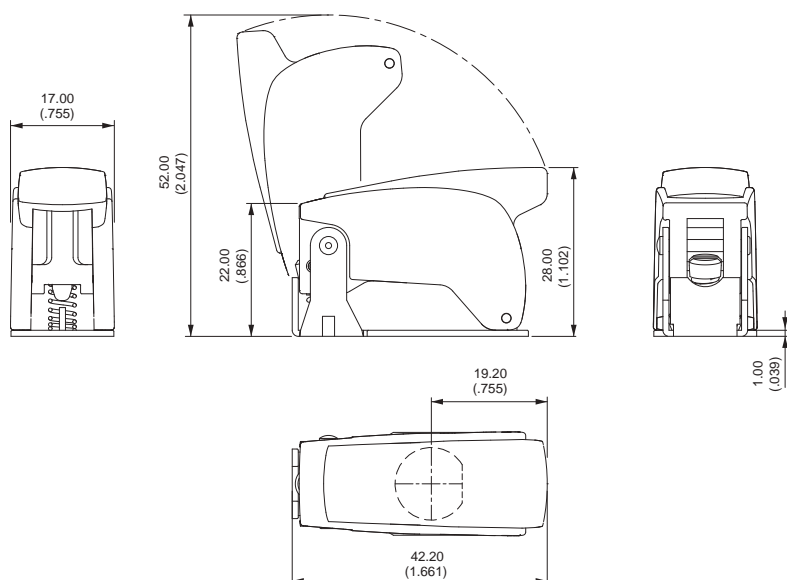
Switch guards are designed to prevent accidental lever operation on switches with  $\varnothing 11,9$  (.468) or  $\varnothing 12$  (.472) threaded bushing and lever length 17,5 (.688) outside bushing.

When the guard is raised, the lever can be operated freely.

When the guard is fully depressed, the lever is reset/locked in a stable position.

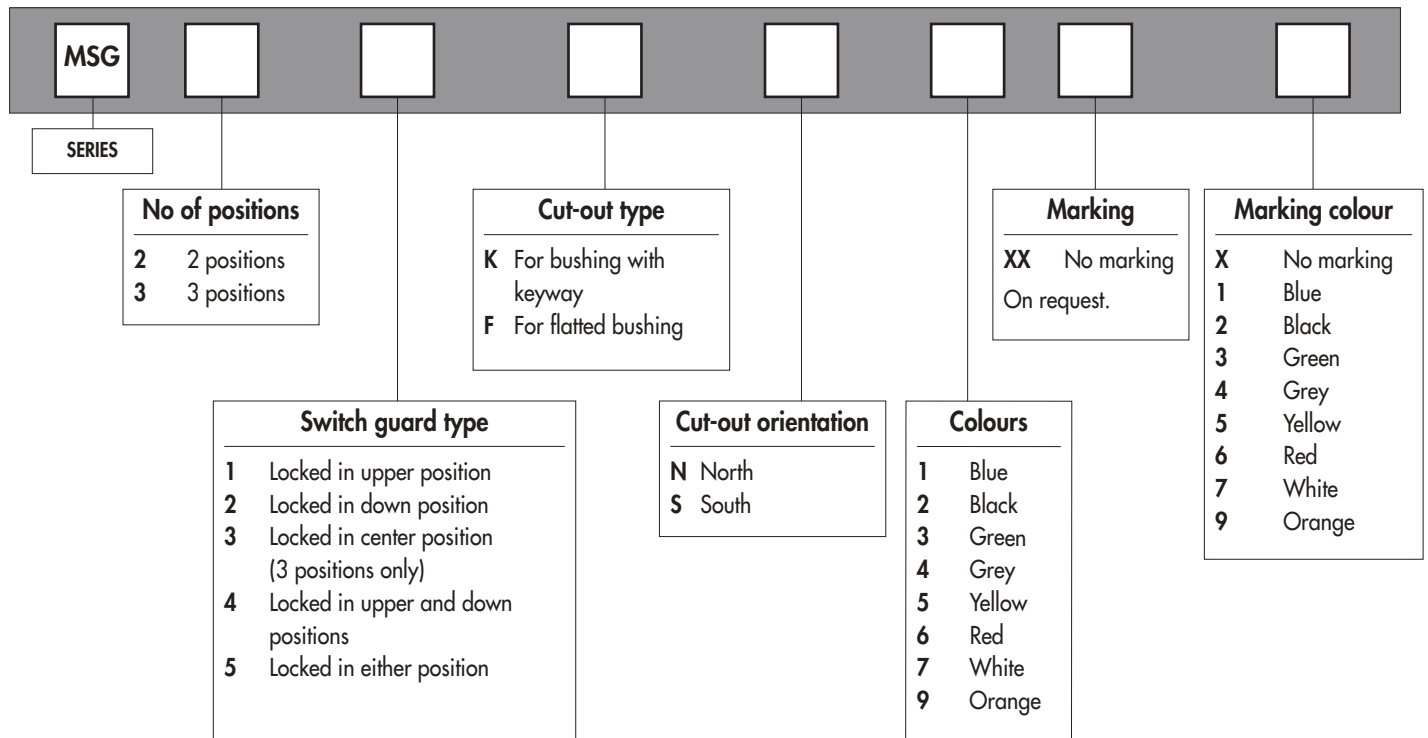
Note : For correct switch operation, the switch guard should be adjusted properly (see "Mounting" on last page)

### DIMENSIONS



Note :  $\varnothing 1,60$  mm holes for wiring a seal are standard on all models.

The company reserves the right to change specifications without notice.



**Dimensions** : first dimensions are in mm while inches are shown as bracketed numbers.



**NOTICE** : please note that not all combinations of above numbers are available. Refer to the following pages for further information.



**Mounting accessories** : supplied with the switch or to order separately (see "Hardware" at the end of the section)



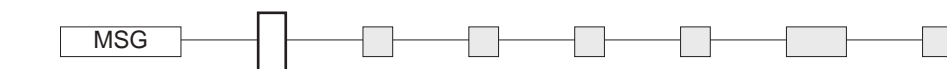
**Packaging unit** : 40 pieces

# MSG series

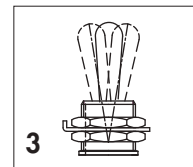
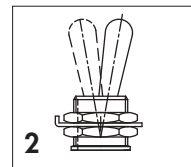
Rugged switch guards for switch series 12000 - 3500 - 600H - 6000

**New!**

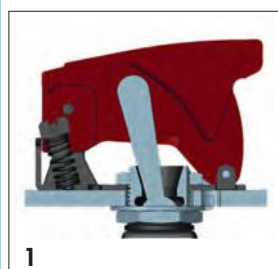
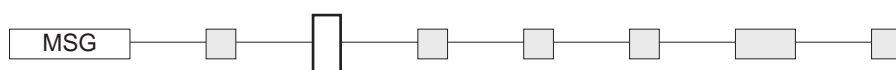
## NUMBER OF POSITIONS



2 2 positions  
3 3 positions



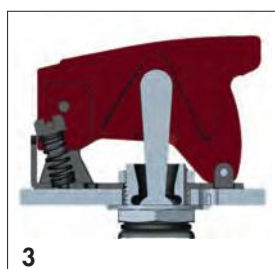
## SWITCH GUARD TYPE



1 Locked in upper position



2 Locked in down position



3 Locked in centre position  
(3 positions only)

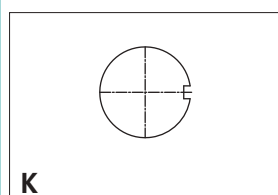


4 Locked in upper and  
down positions

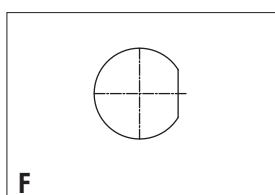


5 Locked in either position

## CUT-OUT TYPE

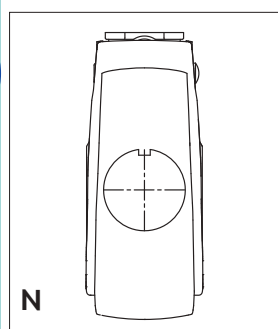
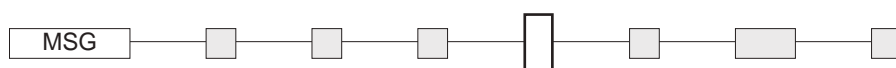


K For bushing with keyway

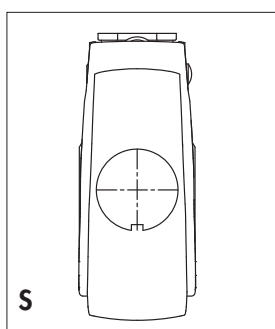


F For flatted bushing

## CUT-OUT ORIENTATION



N

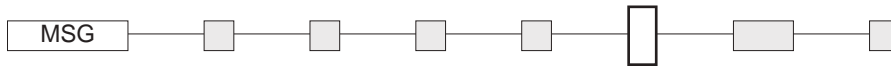


S


**New!**

Rugged switch guards for switch series 12000 - 3500 - 600H - 6000

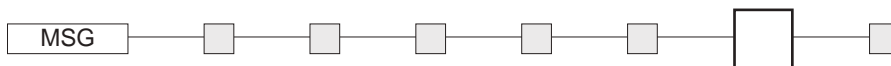
## COLOURS



1 : blue - 2 : black - 3 : green - 4 : grey - 5 : yellow - 6 : red - 7 : white - 9 : orange



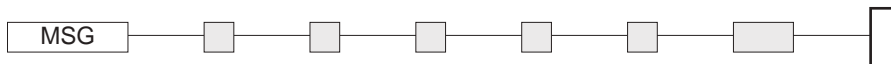
## MARKING



**XX** No marking

On request.

## MARKING COLOUR



**X** No marking

1 : blue - 2 : black - 3 : green - 4 : grey - 5 : yellow - 6 : red - 7 : white - 9 : orange

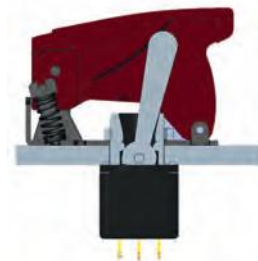
## MOUNTING



Standard



With K sealing option



With X408 sealing option