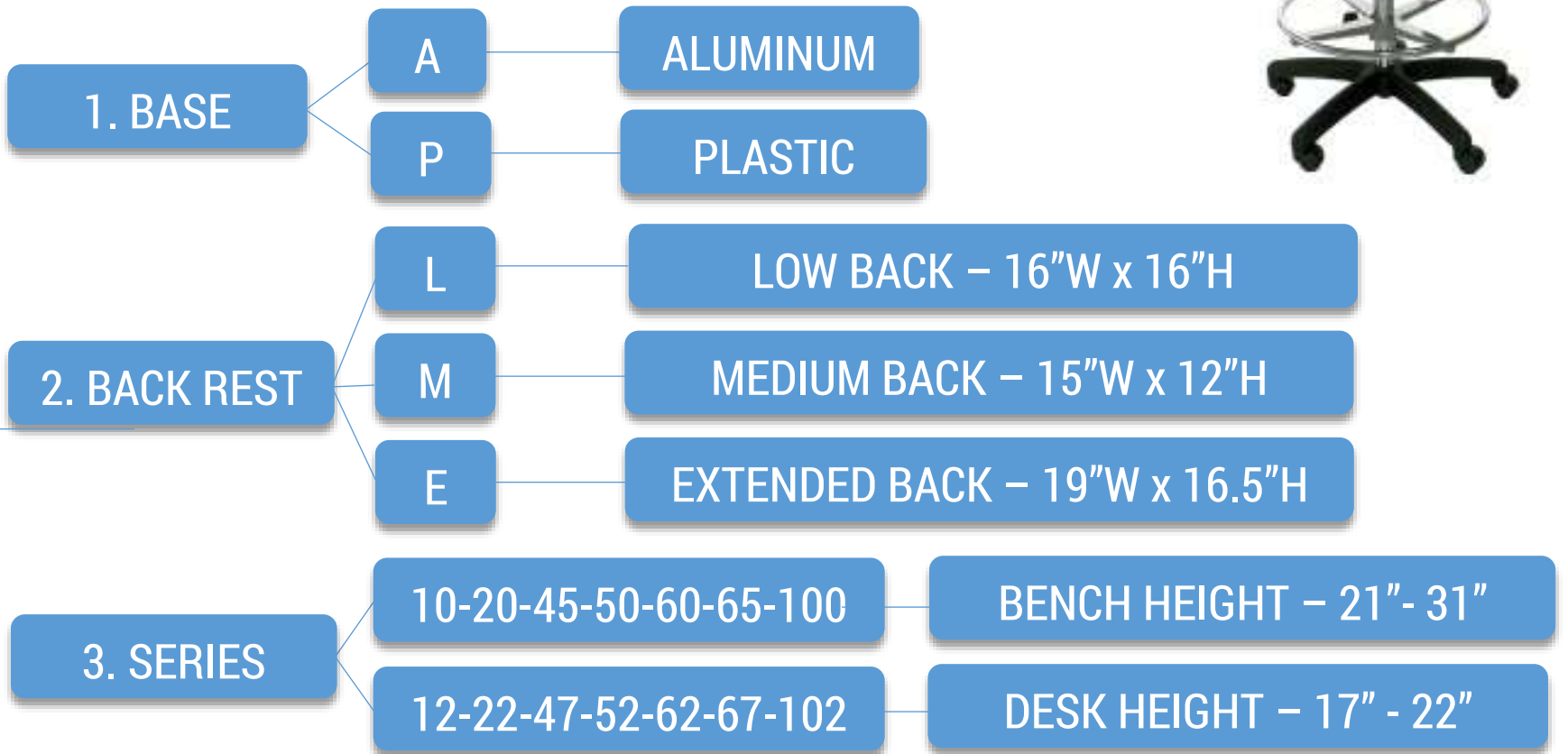
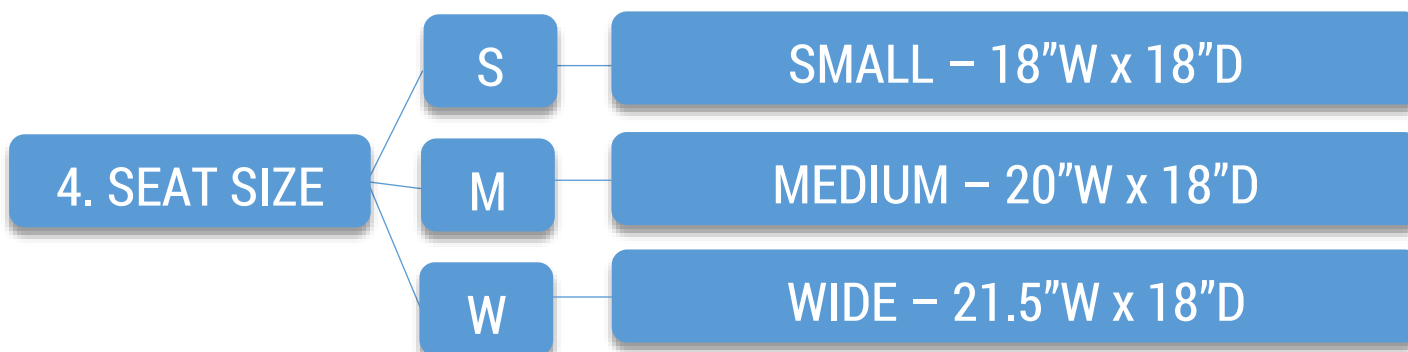


BUILD YOUR CHAIR

BASE BACK SERIES SEAT COVER MECH COLOR SPECIAL OPTIONS



MOST POPULAR SERIES	
10	20"W x 18"D, Capacity, 3" High Resilient Density Foam
20S	18"W x 18"D, Capacity, Waterfall Front Contour Seat, 2.5" High Resilient Density Foam
20M	20"W x 18"D, Capacity, Waterfall Front Contour Seat, 3" High Resilient Density Foam
20W	21.5"W x 18"D, Capacity, 3" High Resilient Density Foam
45	18"W x 17"D, Capacity, Waterfall Front Contour Seat, 2.5" High Resilient Density Foam
50	18"W x 17"D, Capacity, 3" High Resilient Density Foam
60	18"W x 17"D, Capacity, 2.5" High Resilient Density Foam
65	Stool with 15-½" Round Swivel, Capacity, 3" High Resilient Density Foam



5. COVERINGS

F

FABRIC – Fabric chairs are designed for use in production areas, offices, waiting rooms, schools and home offices.

FC

FABRIC CONDUCTIVE – ESD chairs are designed for environments requiring static control, such laboratories and electronics manufacturing.

DF

DISSIPATIVE FABRIC – ESD protection in a light weight, durable conductive fabric with carbon fibers woven into polyester fabric.

V

VINYL – Vinyl chairs are ideal for use in production areas, offices, waiting rooms, schools and home offices.

VCR

FABRIC CONDUCTIVE – ESD chairs are designed for environments requiring static control, such laboratories and electronics manufacturing.

VCC

DISSIPATIVE FABRIC – ESD protection in a light weight, durable conductive fabric with carbon fibers woven into polyester fabric.

VCD

DISSIPATIVE CLEANROOM VINYL – Cleanroom-grade ESD chairs layered with carbon and ideal for laboratories and electronics manufacturing.

6. MECHANISMS

STD

Single lever gas cylinder to adjust seat height. Includes knob to adjust back rest height.

ST

Two levers to adjust seat height and back rest angle. Includes knob to adjust back rest height.

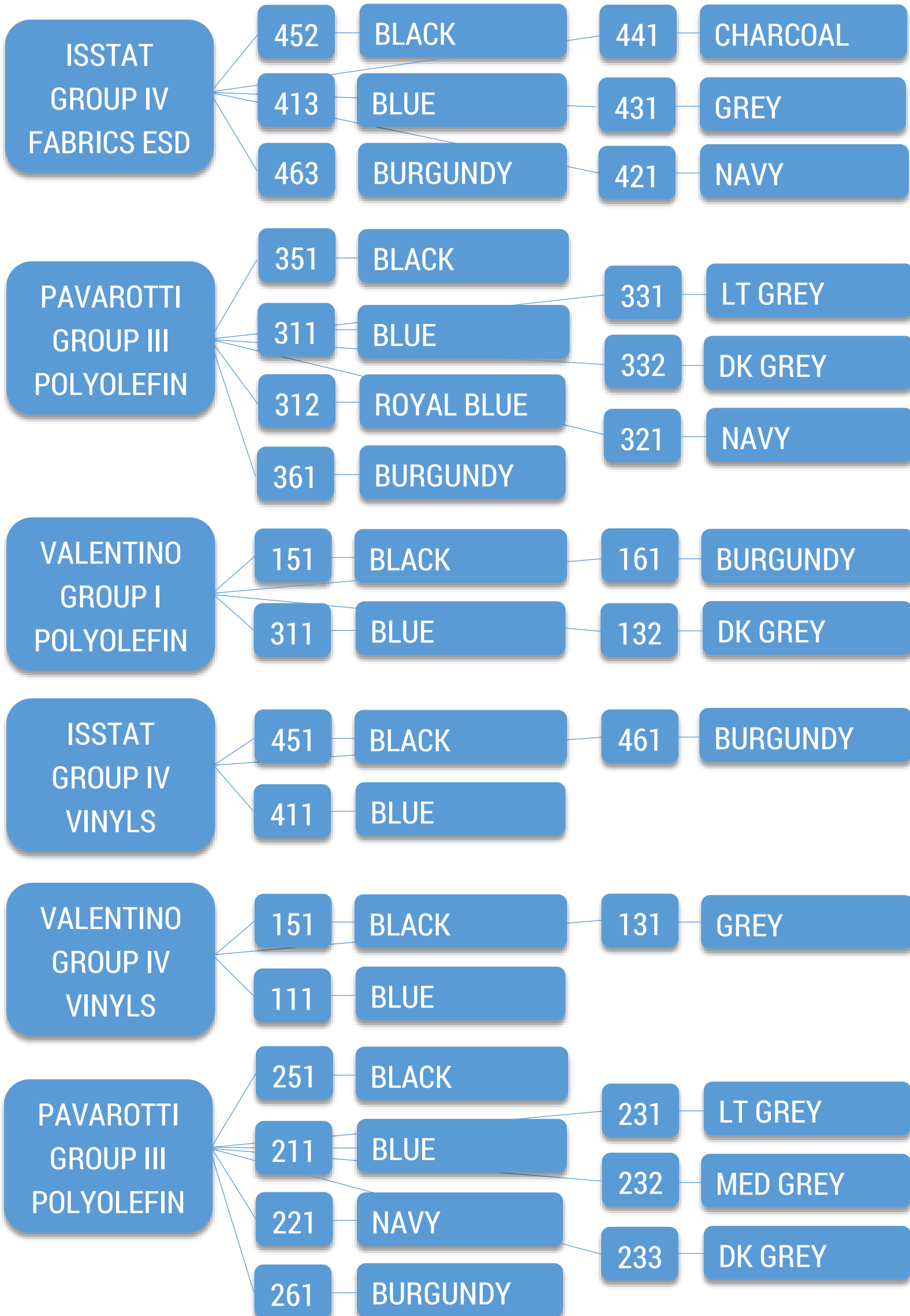
FLC

Three levers to adjust seat height, seat tilt and back rest angle. Includes knobs to adjust back rest height and seat tension.

MECHANISM OPTIONS



6. COLOURS



6. SPECIAL OPTIONS

SOFT BLACK URETHANE ARMS

RA

RACETRACK LOOP STYLE

TF

FIXED HEIGHT, FIXED WIDTH

TAA

ADJ HEIGHT, ADJ WIDTH

TA

FIXED HEIGHT, ADJ WIDTH

ESD ARM OPTIONS

BX

ESD SOFT ARM PADS

C

ESD ARM FRAMES

LUMBAR SUPPORT

LUM

PUSHBUTTON FIRMNESS ADJUSTMENT FOR MEDIUM AND HIGH BACKS

CASTER/ GLIDE UPGRADES

1B

BRAKING CASTERS

1U

SOFT URETHANE CASTERS

1UB

SOFT URETHANE BRAKING CASTERS

RB

REVERSE BRAKING CASTERS

G

GLIDES

9B

ESD BRAKING CASTER

9U

ESD SOFT URETHANE CASTER

9UB

ESD SOFT URETHANE BRAKING CASTER

8/8B

ESD SOLID ZINC CASTER

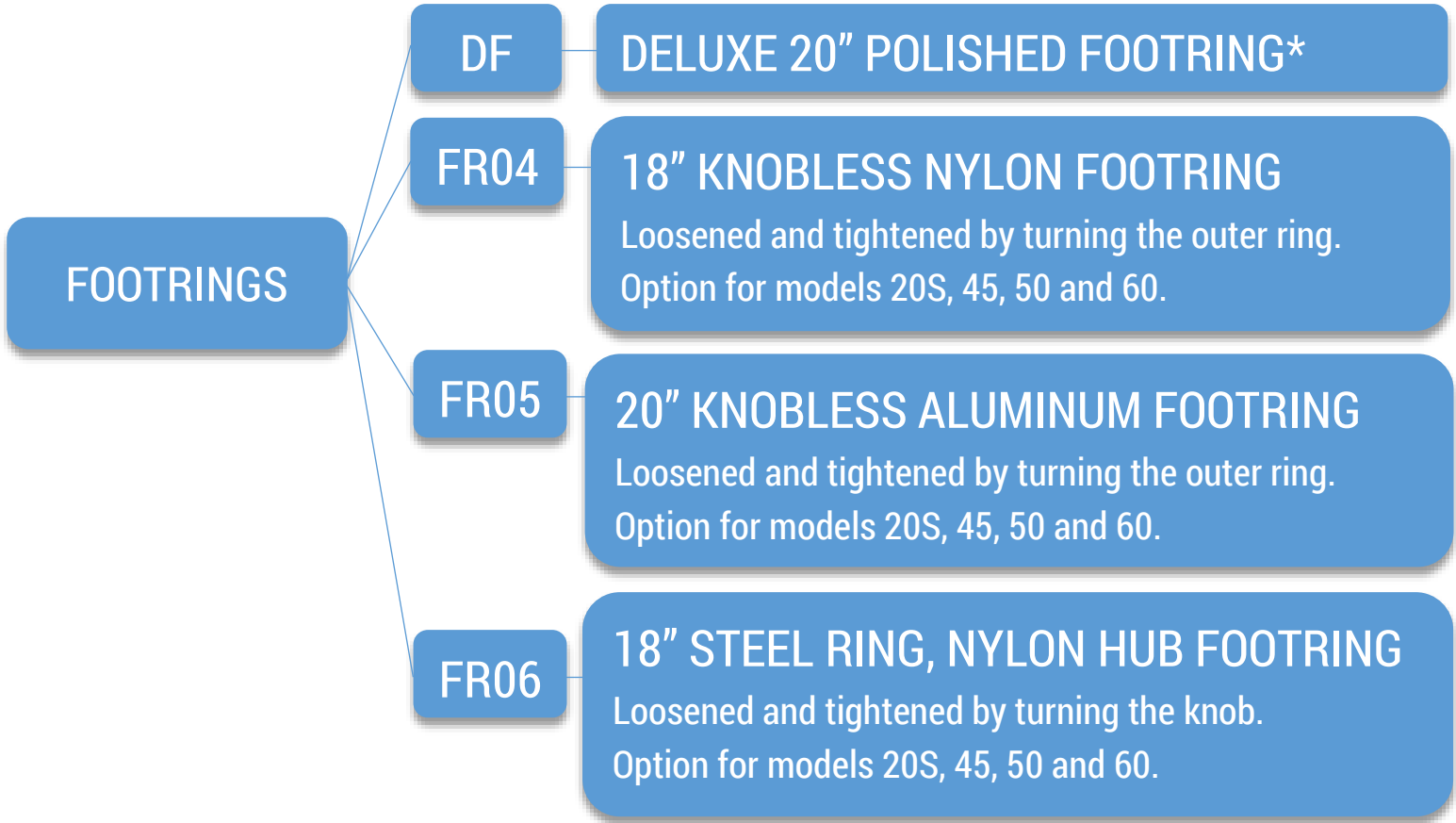
11

ESD GLIDES

DC

NO ESD CASTERS

6. SPECIAL OPTIONS



*Footrings standard on 10, 20M and 20W Series.
Optional on models 20S, 45, 50 and 60.

FOOTRING OPTIONS



[More Information About Chair Colors](#)